

## Syllabus Authentication Request and Distribution Form

Syllabus Identity  
(to be filled by librarian)

University : University of Mumbai Academic Council Item Date : 23/07/2020 Number : 123

Degree : Bachelor of Engineering Branch : ECS Total Number of Pages : 74

Scheme : Rev 2019 'C' Year :  FE /  SE /  TE /  BE /  ME of 2020-21 Semester : III & IV

Received Through University Courier [ ] Received Through Downloading from University Website [ ]

Downloaded from PCE Website

Librarian Name : A. G. Mane Signature : [Signature] Date : 20/04/2022

Syllabus Marked to Head of Department for Authentication

Head, Department of Electronics & Computer Science Engineering is requested to get the syllabus authenticated and submit back to the Principal.

Principal Signature : [Signature] Date : 14/05/2022

Authentication Certificate

- Syllabus has been verified with the University of Mumbai website.
- Certified that this syllabus is an authentic syllabus of the University of Mumbai for the concerned year.
- Submitted to the Principal.

HOD Name : Dr. Mansi Subhedare Signature : [Signature] Date : 30 May 2022

Authenticated Syllabus Marked to the Concerned Head of Department for Distribution to Faculty Members

Head, Department of Electronics & Computer Science Engineering is requested to distribute the authenticated syllabus of the University of Mumbai to concerned faculty members for teaching purposes.

Principal Signature : [Signature] Date : 04/06/2022

Programme Structure for Bachelor of Engineering (B.E.) – Electronics and Computer Science (Rev. 2019)  
'C' Scheme

**AC- 23/07/2020**

**Item No. - 123**

## **UNIVERSITY OF MUMBAI**



### **Program: Bachelor of Engineering in Electronics & Computer Science**

Second Year with Effect from AY 2020-21  
Third Year with Effect from AY 2021-22  
Final Year with Effect from AY 2022-23

(REV- 2019 'C' Scheme) from Academic Year 2019 – 20  
Under

### **FACULTY OF SCIENCE & TECHNOLOGY**

(As per AICTE guidelines with effect from the academic year 2019–2020)



Programme Structure for Bachelor of Engineering (B.E.) – Electronics and Computer Science (Rev. 2019)  
'C' Scheme

AC - 23/07/2020

Item No. - 123

**UNIVERSITY OF MUMBAI**



**Syllabus for Approval**

Sr. No.	Heading	Particulars
1	Title of the Course	<b>Second Year BE in Electronics &amp; Computer Science</b>
2	Eligibility for Admission	<b>First Year Engineering passed in line with the Ordinance 0.6242</b>
3	Passing Marks	<b>40%</b>
4	Ordinances / Regulations (if any)	<b>Ordinance 0.6242</b>
5	No. of Years / Semesters	<b>8 Semesters</b>
6	Level	Certificate/Diploma/UG/PG <b>( Strike out which is not applicable)</b>
7	Pattern	Semester/Yearly <b>( Strike out which is not applicable)</b>
8	Status	Revised/New <b>( Strike out which is not applicable)</b>
9	To be implemented from Academic Year	<b>With effect from Academic Year: 2020-2021</b>

Date: 23rd July 2020

Signature:

**Dr. S. K. Ukarande**  
Associate Dean  
Faculty of Science and Technology  
University of Mumbai

**Dr Anuradha Muzumdar**  
Dean  
Faculty of Science and Technology  
University of Mumbai

UNIVERSITY OF MUMBAI, B.E. (ELECTRONICS AND COMPUTER SCIENCE)



## Preamble


To meet the challenge of ensuring excellence in engineering education, the issue of quality needs to be addressed, debated and taken forward in a systematic manner. Accreditation is the principal means of quality assurance in higher education. The major emphasis of accreditation process is to measure the outcomes of the program that is being accredited. In line with this, the Faculty of Science and Technology (in particular Engineering), of University of Mumbai, has taken a lead in incorporating the philosophy of outcome based education in the process of curriculum development.

Faculty resolved that course objectives and course outcomes are to be clearly defined for each course, so that all faculty members in affiliated institutes, understand the depth and approach of the course to be taught, which will enhance learner's learning process. Choice based Credit and grading system enables a much-required shift in focus from teacher-centric to learner-centric education since the workload estimated is based on the investment of time in learning and not in teaching. It also focuses on continuous evaluation which will enhance the quality of education. Credit assignment for courses is based on 15 weeks teaching learning process. However, content of courses is to be taught in 12-13 weeks and the remaining 2-3 weeks to be utilized for revision, guest lectures, coverage of content beyond syllabus etc. There was a concern that the earlier revised curriculum was more focused on providing information and knowledge across various domains of the said program, which led to heavily loading students in terms of direct contact hours. In this regard, faculty of science and technology resolved that to minimize the burden of contact hours, total credits of the entire program will be of 170, wherein focus is not only on providing knowledge but also on building skills, attitude and self learning. Therefore in the present curriculum, skill based laboratories and mini projects are made mandatory across all disciplines of engineering in second and third year of programs, which will definitely facilitate self learning of students. The overall credits and approach of the curriculum proposed in the present revision is in line with the AICTE model curriculum.

The present curriculum will be implemented for Second Year of Engineering from the academic year 2020-21. Subsequently this will be carried forward for Third Year and Final Year Engineering in the academic years 2021-22, 2022-23, respectively.

**Dr. S. K. Ukarande**  
Associate Dean  
Faculty of Science and Technology  
University of Mumbai

**Dr Anuradha Muzumdar**  
Dean  
Faculty of Science and Technology  
University of Mumbai



## **Incorporation and implementation of online Contents from NPTEL/ SWAYAM Platform**

The curriculum revision is mainly focused on knowledge component, skill based activities and project based activities. Self learning opportunities are provided to learners. In the revision process this time, in particular Revised syllabus of 'C' scheme, wherever possible, additional resource links of platforms such as NPTEL, Swayam are appropriately provided. In earlier revisions of the curriculum in the years 2012 and 2016, in Revised scheme 'A' and 'B' respectively, efforts were made to use online contents as additional learning materials to enhance learning of students.

In the current revision based on the recommendation of AICTE model curriculum, overall credits are reduced to 171, to provide opportunity of self learning to learner. Learners are now getting sufficient time for self learning either through online courses or additional projects for enhancing their knowledge and skill sets.

The Principals/ HOD's/ Faculties of all the institutes are required to motivate and encourage learners to use additional online resources available on platforms such as NPTEL/ Swayam. Learners can be advised to take up online courses and on successful completion, they are required to submit certification for the same. This will definitely help learners to facilitate their enhanced learning based on their interest.

**Dr. S. K. Ukarande**  
Associate Dean  
Faculty of Science and Technology  
University of Mumbai

**Dr Anuradha Muzumdar**  
Dean  
Faculty of Science and Technology  
University of Mumbai



## Preface

Technical education in the country is undergoing a paradigm shift in current days. Think tank at national level are deliberating on the issues, which are of utmost importance and posed challenge to all the spheres of technical education. Eventually, impact of these developments was visible and as well adopted on bigger scale by almost all universities across the country. These are primarily an adoption of CBCS (Choice base Credit System) and OBE (Outcome based Education) with student centric and learning centric approach. Education sector in the country, as well, facing critical challenges, such as, the quality of graduates, employability, basic skills, ability to take challenges, work ability in the fields, adoption to the situation, leadership qualities, communication skills and ethical behaviour. On other hand, the aspirants for admission to engineering programs are on decline over the years. An overall admission status across the country is almost 50%; posing threat with more than half the vacancies in various colleges and make their survival difficult. In light of these, an All India Council for Technical Education (AICTE), the national regulator, took initiatives and enforced certain policies for betterment, in timely manner. Few of them are highlighted here, these are design of model curriculum for all prevailing streams, mandatory induction program for new entrants, introduction of skill based and inter/cross discipline courses, mandatory industry internships, creation of digital contents, mandate for use of ICT in teaching learning, virtual laboratory and so on.

To keep the pace with these developments in Technical education, it is mandatory for the Institutes & Universities to adopt these initiatives in phased manner, either partially or in toto. Hence, the ongoing curriculum revision process has a crucial role to play. The BoS of Electronics Engineering under the faculty of Science & Technology, under the gamut of Mumbai University has initiated a step towards adoption of these initiatives. We, the members of Electronics Engineering Board of Studies of Mumbai University feel privileged to present the revised version of curriculum for Electronics & Computer Science program to be implemented from academic year 2020-21. Consent was also extended by BoS Computer Science for this curriculum. Some of the highlights of the revision are;

- i. Curriculum has been framed with reduced credits and weekly contact hours, thereby providing free slots to the students to brain storm, debate, explore and apply the engineering principles. The leisure provided through this revision shall favour to inculcate innovation and research attitude amongst the students.
- ii. New skill based courses have been incorporated in curriculum keeping in view AICTE model curriculum.
- iii. Skill based Lab courses have been introduced, which shall change the thought process and enhance the programming skills and logical thinking of the students
- iv. Mini-project with assigned credits shall provide an opportunity to work in a group, balancing the group dynamics, develop leadership qualities, facilitate decision making and enhance problem solving ability with focus towards socio-economic development of the country. In addition, it shall be direct application of theoretical knowledge in practice, thereby, nurture learners to become industry ready and enlighten students for Research, Innovation and Entrepreneurship thereby to nurture start-up ecosystem with better means.
- v. An usage of ICT through NPTEL/SWAYAM and other Digital initiatives of Govt. of India shall be encouraged, facilitating the students for self learning and achieve the Graduate Attribute (GA) specified by National Board of accreditation (NBA) i.e. lifelong learning.

Thus, this revision of curriculum aimed at creating deep impact on the teaching learning methodology to be adopted by affiliating Institutes, thereby nurturing the students fraternity in a multifaceted directions and create competent technical manpower with legitimate skills. In time to come, these graduates shall shoulder the responsibilities of proliferation of future technologies and support in a big way for 'Make in India' initiative a reality. In the process, BoS, Electronics Engineering got whole hearted support from all stakeholders including faculty, Heads of department of affiliating institutes, experts faculty who detailed out the course contents, alumni, industry experts and university official providing all procedural support time to time. We put on record their involvement and sincerely thank one and all for contribution and support extended for this noble cause.

### Boards of Studies in Electronics Engineering

Sr. No.	Name	Designation	Sr. No.	Name	Designation
1	Dr. R. N. Awale	Chairman	5	Dr. Rajani Mangala	Member
2	Dr. Jyothi Digge	Member	6	Dr. Vikas Gupta	Member
3	Dr. V. A. Vyawahare	Member	7	Dr. D. J. Pete	Member
4	Dr. Srija Unnikrishnan	Member	8	Dr. Vivek Agarwal	Member



**Program Structure for Second Year Electronics and Computer Science**


**UNIVERSITY OF MUMBAI**

**(With Effect from 2020-2021)**

**Semester III**

Course Code	Course Name	Teaching Scheme (Contact Hours)			Credits Assigned			
		Theory	Practical	Tutorial	Theory	Practical	Tutorial	Total
ECC 301	Engineering Mathematics - III	3	-	1	3	-	1	4
ECC 302	Electronic Devices	3	-	-	3	-	-	3
ECC 303	Digital Electronics	3	-	-	3	-	-	3
ECC 304	Data Structures and Algorithms	3	-	-	3	-	-	3
ECC 305	Database Management Systems	3	-	-	3	-	-	3
ECL301	Electronic Devices Lab	-	2	-	-	1	-	1
ECL302	Digital Electronics Lab	-	2	-	-	1	-	1
ECL303	Data Structures and Algorithms Lab	-	2	-	-	1	-	1
ECL304	Database Management Systems lab	-	2	-	-	1	-	1
ECL305	Skill-base Lab - OOPM: (C++ and Java)	-	4	-	-	2	-	2
ECM301	Mini-project -1 A	-	4§	-	-	2	-	2
	<b>Total</b>	<b>15</b>	<b>16</b>	<b>1</b>	<b>15</b>	<b>08</b>	<b>1</b>	<b>24</b>

§ indicates workload of learner(Not faculty), for mini-project



Programme Structure for Bachelor of Engineering (B.E.) – Electronics and Computer Science (Rev. 2019) 'C' Scheme

Course Code	Course Name	Examination Scheme							
		Theory					Term Work	Practical /Oral	Total
		Internal Assessment			End Sem. Exam	Exam. Duration (inHrs)			
		Test 1	Test 2	Avg.					
ECC 301	Engineering Mathematics III	20	20	20	80	03	25	-	125
ECC 302	Electronic Devices	20	20	20	80	03	-	-	100
ECC 303	Digital Electronics	20	20	20	80	03	-	-	100
ECC 304	Data Structures and Algorithms	20	20	20	80	03	-	-	100
ECC 305	Database Management Systems	20	20	20	80	03	-	-	100
ECL 301	Electronic Devices Lab	-	-	-	-	-	25	25	50
ECL 302	Digital Electronics Lab	-	-	-	-	-	25	25	50
ECL 303	Data Structures and Algorithms Lab	-	-	-	-	-	25	25	50
ECL 304	Database Management systems lab	-	-	-	-	-	25	25	50
ECL 305	Skill base Lab - OOPM: (C++ and Java)	-	-	-	-	-	50	-	50
ECM 301	Mini Project - 1A						25	25	25
	<b>Total</b>	-	-	100	400	-	200	125	825





Programme Structure for Bachelor of Engineering (B.E.) – Electronics and Computer Science (Rev. 2019) 'C' Scheme

**Note:**

1. Students group and load of faculty per week.

**Mini Project 1 and 2:**

Students can form groups with minimum 3 (Three) and not more than 4 (Four).

Faculty Load: 1 hour per week per four groups

**Major Project 1 and 2:**

Students can form groups with minimum 2 (Two) and not more than 4 (Four)

Faculty Load: In Semester VII – ½ hour per week per project group

In Semester VIII – 1 hour per week per project group

2. Out of 4 hours/week allotted for the mini-projects 1-A and 1-B, an expert lecture of at least one hour per week from industry/institute or a field visit to nearby domain specific industry should be arranged.
3. Mini-projects 2-A and 2-B should be based on DLOs.



Programme Structure for Bachelor of Engineering (B.E.) – Electronics and Computer Science (Rev. 2019) 'C' Scheme

Course Code	Course Name	Teaching Scheme (Contact Hours)			Credits Assigned			
		Theory	Pract.	Tutorial	Theory	TW/Pract.	Tutorial	Total
ECC301	Engineering Mathematics - III	03	-	01	03	-	01	04

Course Code	Course Name	Examination Scheme									
		Theory					End Sem Exam	Term Work	Pract.	Oral	Total
		Internal Assessment			Avg of Test 1 & 2						
		Test 1	Test 2								
ECC301	Engineering Mathematics-III	20	20	20	80	25	-	-	125		

**Pre-requisite:**

Engineering Mathematics-I, Engineering Mathematics-II, Scalar and Vector Product: Scalar and vector product of three and four vectors

**Course Objectives:** The course is aimed

1. To familiarize with the Laplace Transform, Inverse Laplace Transform of various functions, and its applications.
2. To acquaint with the concept of Fourier Series, its complex form and enhance the problem solving skills
3. To familiarize the concept of complex variables, C-R equations, harmonic functions, its conjugate and mapping in complex plane.
4. To understand the basics of Linear Algebra and its applications
5. To use concepts of vector calculus to analyze and model engineering problems.

**Course Outcomes:** On successful completion of course learner will be able to;

1. Apply the concept of Laplace transform to solve the real integrals in engineering problems.
2. Apply the concept of inverse Laplace transform of various functions in engineering problems.
3. Expand the periodic function by using Fourier series for real life problems and complex engineering problems.
4. Find orthogonal trajectories and analytic function by using basic concepts of complex variables.
5. Illustrate the use of matrix algebra to solve the engineering problems.
6. Apply the concepts of vectorcalculus in real life problems.



Programme Structure for Bachelor of Engineering (B.E.) – Electronics and Computer Science (Rev. 2019) 'C' Scheme

Module No	Contents	Hrs.
01	<p><b>Laplace Transform</b></p> <p>1.1 Definition of Laplace transform, Condition of Existence of Laplace transform.</p> <p>1.2 Laplace Transform (L) of Standard Functions like <math>e^{at}</math>, <math>\sin(at)</math>, <math>\cos(at)</math>, <math>\sinh(at)</math>, <math>\cosh(at)</math> and <math>t^n, n \geq 0</math>.</p> <p>1.3 Properties of Laplace Transform: Linearity, First Shifting theorem, Second Shifting Theorem, change of scale Property, multiplication by <math>t</math>, Division by <math>t</math>, Laplace Transform of derivatives and integrals (Properties without proof).</p> <p>1.4 Evaluation of integrals by using Laplace Transformation.</p> <p><b>Self-learning Topics:</b> Heaviside's Unit Step function, Laplace Transform of Periodic functions, Dirac Delta Function.</p>	7
02	<p><b>Inverse Laplace Transform</b></p> <p>2.1. Inverse Laplace Transform, Linearity property, use of standard formulae to find inverse Laplace Transform, finding Inverse Laplace transform using derivatives.</p> <p>2.2 Partial fractions method to find inverse Laplace transform.</p> <p>2.3 Inverse Laplace transform using Convolution theorem (without proof).</p> <p><b>Self-learning Topics:</b> Applications to solve initial and boundary value problems involving ordinary differential equations.</p>	6
03	<p><b>Fourier Series</b></p> <p>3.1 Dirichlet's conditions, Definition of Fourier series and Parseval's Identity (without proof).</p> <p>3.2 Fourier series of periodic function with period <math>2\pi</math> and <math>2l</math>.</p> <p>3.3 Fourier series of even and odd functions.</p> <p>3.4 Half range Sine and Cosine Series.</p> <p><b>Self-learning Topics:</b> Complex form of Fourier Series, Orthogonal and orthonormal set of functions. Fourier Transform.</p>	7
04	<p><b>Complex Variables</b></p> <p>4.1 Function <math>f(z)</math> of complex variable, limit, continuity and differentiability of <math>f(z)</math> Analytic function, necessary and sufficient conditions for <math>f(z)</math> to be analytic (without proof).</p> <p>4.2 Cauchy-Riemann equations in cartesian coordinates (without proof).</p> <p>4.3 Milne-Thomson method to determine analytic function <math>f(z)</math> when real part (<math>u</math>) or Imaginary part (<math>v</math>) or its combination (<math>u+v</math> or <math>u-v</math>) is given.</p> <p>4.4 Harmonic function, Harmonic conjugate and orthogonal trajectories</p> <p><b>Self-learning Topics:</b> Conformal mapping, linear, bilinear mapping, cross ratio, fixed points and standard transformations.</p>	7



Programme Structure for Bachelor of Engineering (B.E.) – Electronics and Computer Science (Rev. 2019) 'C' Scheme

05	<p><b>Linear Algebra: Matrix Theory</b></p> <p>5.1 Characteristic equation, Eigen values and Eigen vectors, Example based on properties of Eigen values and Eigen vectors.(Without Proof).                      5.2 Cayley-Hamilton theorem (Without proof), Examples based on verification of Cayley-Hamilton theorem and compute inverse of Matrix.                      5.3 Similarity of matrices, Diagonalization of matrices. Functions of square matrix</p> <p><b>Self-learning Topics:</b> Application of Matrix Theory in machine learning and google page rank algorithms, derogatory and non-derogatory matrices.</p>	6
06	<p><b>Vector Differentiation and Integral</b></p> <p>6.1 <b>Vector differentiation:</b>Basics of Gradient, Divergence and Curl (Without Proof).                      6.2 <b>Properties of vector field:</b> Solenoidal and irrotational(conservative) vector fields.                      6.3 <b>Vector integral:</b>Line Integral,Green’s theorem in a plane(Without Proof), Stokes’ theorem (Without Proof) only evaluation.</p> <p><b>Self-learning Topics:</b>Gauss’ divergence Theorem and applications of Vector calculus.</p>	6
<b>Total</b>		<b>39</b>

**Term Work:**

**General Instructions:**

1. Students must be encouraged to write at least 6 class tutorials on entire syllabus.
2. A group of 4-6 students should be assigned a self-learning topic. Students should prepare a presentation/problem solving of 10-15 minutes. This should be considered as mini project in Engineering Mathematics. This project should be graded for 10 marks depending on the performance of the students.

The distribution of Term Work marks will be as follows –

1.	Attendance (Theory and Tutorial)	05 marks
2.	Class Tutorials on entire syllabus	10 marks
3.	Mini project	10 marks

**Assessment:**

**Internal Assessment Test:**

Assessment consists of two class tests of 20 marks each. The first-class test (Internal Assessment I) is to be conducted when approx. 40% syllabus is completed and second class test (Internal Assessment II) when additional 35% syllabus is completed. Duration of each test shall be one hour.



**End Semester Theory Examination:**

1. Question paper will comprise of total 06 questions, each carrying 20 marks.
2. Total 04 questions need to be solved.
3. Question No: 01 will be compulsory and based on entire syllabus wherein 4 sub-questions of 5 marks each will be asked.
4. Remaining questions will be randomly selected from all the modules.
5. Weightage of each module will be proportional to number of respective lecture hours as mentioned in the syllabus.

**References:**

1. Advanced Engineering Mathematics, H.K. Das, S. Chand, Publications
2. Higher Engineering Mathematics, B. V. Ramana, Tata Mc-Graw Hill Publication
3. Advanced Engineering Mathematics, R. K. Jain and S. R. K. Iyengar, Narosa publication
4. Advanced Engineering Mathematics, Wylie and Barret, Tata Mc-Graw Hill.
5. Theory and Problems of Fourier Analysis with applications to BVP, Murray Spiegel, Schaum's Outline Series
6. Vector Analysis Murry R. Spiegel, Schaum's outline series, Mc-Graw Hill Publication
7. Beginning Linear Algebra, Seymour Lipschutz, Schaum's outline series, Mc-Graw Hill Publication
8. Higher Engineering Mathematics, Dr. B. S. Grewal, Khanna Publication



Programme Structure for Bachelor of Engineering (B.E.) – Electronics and Computer Science (Rev. 2019) 'C' Scheme

Course Code	Course Name	Teaching Scheme			Credits Assigned			
		Theory	Practical	Tutorial	Theory	Practical	Tutorial	Total
ECC 302	Electronic Devices	03	--	--	03	--	--	03

Course Code	Course Name	Examination Scheme								
		Theory Marks					Term Work	Practical	Oral	Total
		Internal assessment			End Sem. Exam	Exam duration Hours				
		Test 1	Test 2	Avg. of Test 1 and Test 2						
ECC 302	Electronic Devices	20	20	20	80	03	--	--	--	100

**Course Objectives:**

1. To deliver the knowledge of basic semiconductor devices.
2. To enhance comprehension capabilities of students through understanding of electronic devices.
3. To introduce and motivate students to the use of advanced nanoelectronic devices
4. To analyse amplifiers using BJT and FET based devices.

**Course Outcomes:**

**After successful completion of the course students will be able to:**

1. Explain the working of semiconductor devices.
2. Interpret the characteristics of semiconductor devices.
3. Analyse Electronics circuits using BJT and FET (DC & AC analysis)
4. Compare various biasing circuits & configurations of BJT and MOSFETs.
5. Select best circuit for the given specifications/application.
6. Describe the working of advanced nanoelectronic devices



Programme Structure for Bachelor of Engineering (B.E.) – Electronics and Computer Science (Rev. 2019) 'C' Scheme

Module No.	Unit No.	Contents	Hrs.
1		<b>P-N Junction Diode &amp; Applications</b>	07
	1.1	Theoretical description of basic structure & construction, symbol, operation under zero bias, forward bias & reverse bias, avalanche breakdown, V-I characteristics & temperature effects (no mathematical analysis or numerical examples)	
	1.2	Application of P-N junction diode as clippers & clampers (different types of configurations with input-output waveforms & transfer characteristics; theoretical description & analysis of each circuit; numerical examples)	
2		<b>Special Semiconductor Devices</b>	04
	2.1	Zener diode as the voltage regulator (theoretical description only which includes construction of circuit diagram, operation / working for varying DC input voltage & varying load resistance, concept of line regulation & load regulation – no numerical examples)	
	2.2	Construction, structure, symbol, operating principle, working & V-I characteristics of special semiconductor devices such as Varactor diode, Schottkey diode, Photo diode, Light emitting diode (LED) & Solar cells	
3		<b>Bipolar Junction Transistor (BJT)</b>	09
	3.1	BJT construction & structure, symbol, operation, voltages & currents, V-I characteristics of common emitter (CE), common base (CB) & common collector (CC) configuration, Early effect & concept of leakage current	
	3.2	DC Circuit Analysis: DC load line, Q-point & region of operation, common BJT configurations, biasing circuits, bias stability and concept of thermal runaway, analysis of biasing circuits (numerical examples to be included)	
	3.3	AC Analysis of BJT Amplifiers: AC load line, small signal models: h-parameter model, $r_e$ model, hybrid- $\pi$ ( $r_\pi$ ) model. AC equivalent circuits and analysis to obtain voltage gain, current gain, input impedance, output impedance of CE amplifier using hybrid- $\pi$ ( $r_\pi$ ) model only	
4		<b>Field Effect Devices (FET)</b>	09
	4.1	JFET: Construction, symbol, operation, V-I & transfer characteristics  MOSFET: Construction, operation, symbol, V-I & transfer characteristics of the D-MOSFET & E-MOSFET (theoretical description only for JFET & MOSFET)	
	4.2	DC Circuit Analysis: DC load line, Q-point & region of operation, common MOSFET configurations of common source (CS), common drain (CD) & common gate (CG), analysis of biasing circuits (numerical examples only for E-MOSFET & D-MOSFET; no JFET)	
	4.3	AC Analysis: AC load line, small signal (AC) model of the MOSFET & its	



Programme Structure for Bachelor of Engineering (B.E.) – Electronics and Computer Science (Rev. 2019) 'C' Scheme

		equivalent circuit, small signal (AC) analysis of common source (CS) configuration MOSFET amplifier only (numerical examples included)	
5		<b>Rectifiers &amp; Filters</b>	05
	5.1	Rectifiers: Working & mathematical analysis of full – wave centre tapped rectifier & bridge type rectifier (mathematical analysis include expressions for the DC / average & RMS output voltage, DC / average & RMS output current & ripple factor; numerical examples included)	
	5.2	Filters: Capacitor (C), Inductor (L), Inductor – Capacitor (LC), C-L-C ( $\pi$ ) with circuit diagram, waveforms, working / operation & expression for ripple factor (theoretical description only – no analysis or numerical examples to be included)	
6		<b>Emerging Electronic Devices</b>	05
	6.1	Single Electron Transistor (SET) & Quantum Dots (theoretical description only – construction, structure & nature of operation, characteristics & applications)	
	6.2	Memristor & Spintronic devices (theoretical description only – construction, structure & nature of operation, characteristics & applications)	
		<b>Total</b>	<b>39</b>

**Text Books:**

1. Donald A. Neamen, “Electronic Circuit Analysis and Design”, TATA McGraw Hill, 2nd Edition
2. Adel S. Sedra, Kenneth C. Smith and Arun N Chandorkar, “Microelectronic Circuits Theory and Applications”, International Version, OXFORD International Students Edition, Fifth Edition.
3. James Morris & Krzysztof Iniewski, Nano-electronic Device Applications Handbook by CRC Press

**Reference Books:**

1. Boylestead, " Electronic Devices and Circuit Theory", Pearson Education
2. David A. Bell, “Electronic Devices and Circuits”, Oxford, Fifth Edition.
3. Muhammad H. Rashid, “Microelectronics Circuits Analysis and Design”, Cengage
4. S. Salivahanan, N. Suresh Kumar, “Electronic Devices and Circuits”, Tata McGraw Hill.
5. Millman and Halkies, “Integrated Electronics”, Tata McGraw Hill.

**Internal Assessment (IA):**

Two tests must be conducted which should cover at least 80% of syllabus. The average marks of both the test will be considered as final IA marks.

**End Semester Examination:**

1. Question paper will comprise of 6 questions, each of 20 marks.
2. Total 4 questions need to be solved.
3. Question No.1 will be compulsory and based on the entire syllabus wherein sub questions of 2 to 5 marks will be asked.
4. Remaining questions will be selected from all the modules.





Programme Structure for Bachelor of Engineering (B.E.) – Electronics and Computer Science (Rev. 2019) 'C' Scheme

Course Code	Course Name	Teaching Scheme			Credits Assigned			
		Theory	Practical and oral	Tutorial	Theory	Practical and oral	Tutorial	Total
ECC303	Digital Electronics	03	--	--	03	--	--	03

Course Code	Course Name	Examination Scheme							
		Theory Marks					Term Work	Practical and Oral	Total
		Internal assessment			End Sem. Exam	Exam duration Hours			
		Test 1	Test 2	Avg. of Test 1 and Test 2					
ECC303	Digital Electronics	20	20	20	80	03	--	--	100

**Course Pre-requisites:**

Basic Electrical & Electronics Engineering

**Course Objectives:**

1. To understand various number systems & codes and to introduce students to various logic gates, SOP, POS form and their minimization techniques.
2. To teach the working of combinational circuits, their applications and implementation of combinational logic circuits using MSI chips.
3. To teach the elements of sequential logic design, analysis and design of sequential circuits.
4. To understand various counters and shift registers and its design using MSI chips.
5. To explain and describe various logic families and Programmable Logic Devices.
6. To train students in writing programs with Verilog hardware description languages.

**Course Outcomes:**

**After successful completion of the course students will be able to**

1. Perform code conversion and able to apply Boolean algebra for the implementation and minimisation of logic functions.
2. Analyse, design and implement Combinational logic circuits.
3. Analyse, design and implement Sequential logic circuits.
4. Design and implement various counter using flip flops and MSI chips.
5. Understand TTL & CMOS logic families, PLDs, CPLD and FPGA.
6. Understand basics of Verilog Hardware Description Language and its programming with combinational and sequential logic circuits.



Programme Structure for Bachelor of Engineering (B.E.) – Electronics and Computer Science (Rev. 2019) 'C' Scheme

Module No.	Unit No	Contents	Hrs.
1		<b>Fundamentals of Digital Design</b>	07
	1.1	<b>Number Systems and Codes:</b> Review of Number System, Binary Code, Binary Coded Decimal, Octal Code, Hexadecimal Code and their conversions, Binary Arithmetic: One's and two's complements,	
	1.2	<b>Codes:</b> Excess-3 Code, Gray Code, Weighted code, Parity Code: Hamming Code	
	1.3	<b>Logic Gates and Boolean Algebra:</b> Digital logic gates, Realization using NAND, NOR gates, Boolean Algebra, De Morgan's Theorem, SOP and POS representation, K Map up to four variables	
2		<b>Combinational Circuits using basic gates as well as MSI devices</b>	07
	2.1	<b>Arithmetic Circuits:</b> Half adder, Full adder, Ripple carry adder, Carry Look ahead adder, Half Subtractor, Full Subtractor, multiplexer, cascading of Multiplexer, demultiplexer, decoder, Comparator (Multiplexer and demultiplexer gate level upto 4:1).	
	2.2	<b>MSI devices:</b> IC7483, IC74151, IC74138, IC7485.	
3		<b>Elements of Sequential Logic Design</b>	07
	3.1	<b>Sequential Logic:</b> Latches and Flip-Flops. RS, JK, Master slave flip flops, T & D flip flops with various triggering methods, Conversion of flip flops,	
	3.2	<b>Counters:</b> Asynchronous, Synchronous Counters, Up Down Counters, Mod Counters, Ring Counter, Twisted ring counter, Shift Registers, Universal Shift Register.	
4		<b>Sequential Logic Design:</b>	07
	4.1	<b>Sequential Logic Design:</b> Mealy and Moore Machines, Clocked synchronous state machine analysis, State reduction techniques (inspection, partition and implication chart method) and state assignment, sequence detector, Clocked synchronous state machine design.	
	4.2	<b>Sequential logic design practices:</b> MSI counters (7490, 7492, 7493, 74163, 74169) and applications, MSI Shift registers (74194) and their applications.	
5		<b>Logic Families and Programmable Logic Devices</b>	05
	5.1	<b>Logic Families:</b> Types of logic families (TTL and CMOS), characteristic parameters (propagation delays, power dissipation, Noise Margin, Fan-out and Fan-in), transfer characteristics of TTL NAND (Operation of TTL NAND gate), CMOS Logic: CMOS inverter, CMOS NAND and CMOS NOR, Interfacing CMOS to TTL and TTL to CMOS.	
	5.2	<b>Programmable Logic Devices:</b> Concepts of PAL and PLA. Simple logic implementation using PAL and PLA, Introduction to CPLD and FPGA architectures, Numericals based on PLA and PAL	
6		<b>Introduction to Verilog HDL</b>	06
	6.1	<b>Basics:</b> Introduction to Hardware Description Language and its core features, synthesis in digital design, logic value system, data types, constants, parameters, wires and registers. <b>Verilog Constructs:</b> Continuous & procedural assignment statements, logical, arithmetic, relational, shift operator, always, if, case, loop statements, Gate level modelling, Module instantiation statements.	
	6.2	<b>Modelling Examples:</b> Combinational logic eg. Arithmetic circuits, Multiplexer, Demultiplexer, decoder, Sequential logic eg. flip flop, counters.	
		<b>Total</b>	<b>39</b>



**Text Books:**

1. R. P. Jain, Modern Digital Electronics, Tata McGraw Hill Education, Third Edition 2003.
2. Morris Mano, Digital Design, Pearson Education, Asia 2002.
3. J. Bhaskar, A Verilog HDL Primer, Third Edition, Star Galaxy Publishing, 2018.

**Reference Books:**

1. Digital Logic Applications and Design – John M. Yarbrough, Thomson Publications, 2006
2. John F. Warkerly, Digital Design Principles and Practices, Pearson Education, Fourth Edition, 2008.
3. Stephen Brown and Zvonko Vranesic, Fundamentals of digital logic design with Verilog design, McGraw Hill, 3<sup>rd</sup> Edition.
4. Digital Circuits and Logic Design – Samuel C. Lee, PHI
5. William I. Fletcher, “An Engineering Approach to Digital Design”, PrenticeHall of India.
6. Parag K Lala, “Digital System design using PLD”, BS Publications, 2003.
7. Charles H. Roth Jr., “Fundamentals of Logic design”, Thomson Learning, 2004.

**Internal Assessment Test:**

Assessment consists of two class tests of 20 marks each. The first-class test (Internal Assessment I) is to be conducted when approx. 40% syllabus is completed and the secondclass test (Internal Assessment II) when additional 40% syllabus is completed. Duration of each test shall be one hour.

**End Semester Theory Examination:**

1. Question paper will comprise of total 06 questions, each carrying 20 marks.
2. Total 04 questions need to be solved.
3. Question No: 01 will be compulsory and based on the entire syllabus wherein 4 sub-questions of 5 marks each will be asked.
4. Remaining questions will be randomly selected from all the modules.
5. Weightage of each module will be proportional to the number of respective lecture hours as mentioned in the syllabus.



Programme Structure for Bachelor of Engineering (B.E.) – Electronics and Computer Science (Rev. 2019) 'C' Scheme

Course Code	Course Name	Teaching Scheme			Credits Assigned			
		Theory	Practical	Tutorial	Theory	Practical	Tutorial	Total
ECC 304	Data Structures and Algorithms	03	--	--	03	--	--	03

Course Code	Course Name	Examination Scheme							
		Theory Marks					Term Work	Practical and Oral	Total
		Internal assessment			End Sem. Exam	Exam duration Hours			
		Test 1	Test 2	Avg. of Test 1 and Test 2					
ECC 304	Data Structures and Algorithms	20	20	20	80	03	--	--	100

**Course Prerequisite:**

**C Programming**


**Course Objectives:**

1. To understand and demonstrate basic data structures (such as Arrays, linked list, stack, queue, binary tree, graph).
2. To implement various operations on data structures.
3. To study different sorting and searching techniques.
4. To choose efficient data structures and apply them to solve real world problems.

**Course Outcomes:**

**After successful completion of the course students will be able to;**

1. Implement various linear data structures.
2. Implement various nonlinear data structures.
3. Select appropriate sorting and searching techniques for a given problem and use it.
4. Develop solutions for real world problems by selecting appropriate data structure and algorithms.
5. Analyse the complexity of the given algorithms.



Programme Structure for Bachelor of Engineering (B.E.) – Electronics and Computer Science (Rev. 2019) 'C' Scheme

Module No.	Contents	Hrs.
1	<b>Introduction to Data Structures</b> Introduction to Data Structures, Types of Data Structures – Linear and Nonlinear, Operations on Data Structures, Concept of array, Static arrays vs Dynamic Arrays, structures. Introduction to Analysis of Algorithms, characteristics of algorithms, Time and Space complexities, Asymptotic notations.	04
2	<b>Stack and Queues</b> Introduction, Basic Stack Operations, Representation of a Stack using Array, Applications of Stack – Well form-ness of Parenthesis, Infix to Postfix Conversion and Postfix Evaluation. Queue, Operations on Queue, queue-Round Robin Algorithm.	08
3	<b>Linked List</b> Introduction, Representation of Linked List, Linked List v/s Array, Types of Linked List - Singly Linked List (SLL), Operations on Singly Linked List: Insertion, Deletion, reversal of SLL, Print SLL. Implementation of Stack and Queue using Singly Linked List. Introduction to Do Representation of a Queue using array, Circular Queue, concept of priority Queue, Applications of Qubly Linked List and Circular Linked List	08
4	<b>Trees</b> Introduction, Tree Terminologies, Binary Tree, Types of Binary Tree, Representation of Binary Trees, Binary Tree Traversals, Binary Search Tree Operations on Binary Search Tree, Applications of Binary Tree – Expression Tree, Huffman Encoding.	08
5	<b>Graphs</b> Introduction, Graph Terminologies, Representation of graph (Adjacency matrix and adjacency list), Graph Traversals – Depth First Search (DFS) and Breadth First Search (BFS), Application – Topological Sorting.	04
6	<b>Introduction to Sorting and Searching</b> Introduction to Searching: Linear search, Binary search, Sorting: Internal VS. External Sorting, Sorting Techniques: Bubble, Insertion, selection, Quick Sort, Merge Sort, Comparison of sorting Techniques based on their complexity. Hashing Techniques, Different Hash functions, Collision & Collision resolution techniques: Linear and Quadratic probing, Double hashing.	07
<b>Total</b>		<b>39</b>



**Text Books:**

1. Data Structures Using C, Aaron M Tenenbaum, YedidyahLangsam, Moshe J Augenstein, Pearson Education
2. Introduction to Data Structure and its Applications Jean-Paul Tremblay, P. G.Sorenson
3. Data Structures using C, Reema Thareja, Oxford
4. C and Data structures, Prof. P.S.Deshpande, Prof. O.G.Kakde, Dreamtech Press.
5. Data Structures: A Pseudocode Approach with C, Richard F. Gilbert& Behrouz A. Forouzan, Second Edition, CENGAGE Learning

**Reference Books:**


1. Data Structure Using C, Balagurusamy.
2. Data Structures using C and C++, Rajesh K Shukla, Wiley - India
3. ALGORITHMS Design and Analysis, Bhasin, OXFORD.
4. Data Structures Using C, ISRD Group, Second Edition, Tata McGraw-Hill.
5. Computer Algorithms by Ellis Horowitz and Sartaj Sahni, Universities Press.
6. Data Structures, Adapted by: GAV PAI, Schaum's Outlines.

**Internal Assessment (IA):**

Two tests must be conducted which should cover at least 80% of syllabus. The average marks of both the tests will be considered as the final IA marks.

**End Semester Examination:**

1. Question paper will consist of 6 questions, each of 20 marks.
2. Total 4 questions need to be solved.
3. Question No.1 will be compulsory and based on the entire syllabus wherein sub questions of 2 to 5 marks will be asked.
4. Remaining questions will be selected from all the modules.



Programme Structure for Bachelor of Engineering (B.E.) – Electronics and Computer Science (Rev. 2019) 'C' Scheme

Course Code	Course Name	Teaching Scheme			Credits Assigned			
		Theory	Practical	Tutorial	Theory	Practical	Tutorial	Total
ECC 305	Database Management Systems	03	--	--	03	--	--	03

Course Code	Course Name	Examination Scheme							Total
		Theory Marks					Term Work	Practical and Oral	
		Internal assessment			End Sem. Exam	Exam duration Hours			
		Test 1	Test 2	Avg. of Test 1 and Test 2					
ECC 305	Database Management Systems	20	20	20	80	03	--	--	100

**Course Objectives:**

1. Develop entity relationship data model and its mapping to relational model
2. Learn relational algebra and formulate SQL queries
3. Apply normalization techniques to normalize the database
4. Understand concepts of transaction, concurrency control and recovery techniques

**Course Outcomes:**

**After successful completion of the course students will be able to:**

1. Recognize the need of database management system
2. Design ER and EER diagram for real life applications
3. Construct relational model and write relational algebra queries.
4. Formulate SQL queries
5. Apply the concept of normalization to relational database design.
6. Describe the concepts of transaction, concurrency and recovery.



Programme Structure for Bachelor of Engineering (B.E.) – Electronics and Computer Science (Rev. 2019) 'C' Scheme

Module No.	Unit No.	Contents	Hrs.
1		<b>Introduction to Database Concepts</b>	03
	1.1	Introduction, Characteristics of databases	
	1.2	File systems v/s Database systems	
	1.3	Data abstraction and Data Independence	
	1.4	DBMS system architecture	
	1.5	Database Administrator	
2		<b>Entity–Relationship Data Model</b>	07
	2.1	The Entity-Relationship (ER) Model	
	2.2	Entity types: Weak and strong entity sets, Entity sets, Types of Attributes, Keys	
	2.3	Relationship constraints: Cardinality and Participation	
	2.4	Extended Entity-Relationship (EER) Model: Generalization, Specialization and Aggregation	
3		<b>Relational Model and Relational Algebra</b>	06
	3.1	Introduction to the Relational Model	
	3.2	Relational schema and concept of keys	
	3.3	Mapping the ER and EER Model to the Relational Model	
	3.4	Relational Algebra – operators, Relational Algebra Queries.	
4		<b>Structured Query Language (SQL)</b>	06
	4.1	Overview of SQL	
	4.2	Data Definition Commands	
	4.3	Integrity constraints: Key constraints, Domain Constraints, Referential integrity, Check constraints	
	4.4	Data Manipulation commands, Data Control commands	
	4.5	Set and string operations, aggregate function - group by, having	
	4.6	Views in SQL, joins, Nested and complex queries, Triggers	
5		<b>Relational–Database Design</b>	07
	5.1	Pitfalls in Relational-Database designs	





Programme Structure for Bachelor of Engineering (B.E.) – Electronics and Computer Science (Rev. 2019) 'C' Scheme

	5.2	Concept of normalization	
	5.3	Function Dependencies	
	5.4	First Normal Form, 2NF, 3NF, BCNF.	
<b>6</b>		<b>Transactions Management and Concurrency and Recovery</b>	<b>10</b>
	6.1	Transaction Concept, Transaction states	
	6.2	ACID properties	
	6.3	Transaction Control Commands	
	6.4	Concurrent Executions	
	6.5	Serializability: Conflict and View	
	6.6	Concurrency Control: Lock-based, Timestamp-based protocols	
	6.7	Recovery System: Log based recovery	
	6.8	Deadlock handling	
		<b>Total</b>	<b>39</b>

**Text Books:**

1. Korth, Sliberchatz, Sudarshan, Database System Concepts, 6th Edition, McGraw Hill
2. Elmasri and Navathe, Fundamentals of Database Systems, 5th Edition, Pearson education
3. Raghu Ramkrishnan and Johannes Gehrke, Database Management Systems, TMH

**Reference Books:**

1. Peter Rob and Carlos Coronel, Database Systems Design, Implementation and Management, Thomson Learning, 5th Edition.
2. Dr.P.S. Deshpande, SQL and PL/SQL for Oracle 10g, Black Book, Dreamtech Press.
3. G. K. Gupta, Database Management Systems, McGraw Hill., 2012

**Internal Assessment (IA):**

Two tests must be conducted which should cover at least 80% of syllabus. The average marks of both the test will be considered as final IA marks

**End Semester Examination:**

1. Question paper will comprise of 6 questions, each of 20 marks.
2. Total 4 questions need to be solved.
3. Question No.1 will be compulsory and based on the entire syllabus wherein sub questions of 2 to 5 marks will be asked.
4. Remaining questions will be selected from all the modules.



Programme Structure for Bachelor of Engineering (B.E.) – Electronics and Computer Science (Rev. 2019) 'C' Scheme

Course Code	Course Name	Teaching Scheme			Credits Assigned		
		Theory	Practical	Tutorial	Theory	Practical	Total
ECL 301	Electronic Devices Lab	--	02	--	--	01	01

Course Code	Course Name	Examination Scheme							
		Theory Marks					Term Work	Practical & Oral	Total
		Internal assessment			End Sem. Exam	Exam duration Hours			
		Test 1	Test 2	Avg. of Test 1 and Test 2					
ECL 301	Electronic Devices Lab	--	--	--	--	--	25	25	50

**Laboratory Objectives:**

1. To deliver a hands-on approach for studying electronic devices
2. To comprehend characteristics of electronic devices; thereby understanding their behaviour
3. To analyse & calculate inherent parameters of electronic devices through experimental approach
4. To introduce modern software simulation tools for modelling & simulation of electronic devices

**Laboratory Outcomes:**

After successful completion of the laboratory students will be able to

1. Explain the working of semiconductor devices.
2. Interpret the characteristics of semiconductor devices.
3. Analyse electronics circuits using BJT and FET (DC & AC analysis)
4. Simulate basic circuits using electronic devices through software simulation

**Term Work:**

At least 10 experiments covering entire syllabus of ECC 302 (Electronic Devices) should be set to have well predefined inference and conclusion. **This must include 60% Hardware and 40% Simulation experiments.** The experiments should be student centric and attempt should be made to make the experiments meaningful and interesting. Experiments must be graded from time to time. The grades should be converted into marks as per the Credit and Grading System manual and should be added and averaged. The grading and term work assessment should be done based on this scheme. The final certification and acceptance of term work ensures satisfactory performance of laboratory work and minimum passing marks in term work. Practical and Oral exam will be based on the entire syllabus.



**Suggested List of Experiments**

Sr. No.	Hardware Experiment Name
1	To study passive (R, L, C) and active (BJT, MOSFET) components.
2	To study equipment (CRO, Function Generator, Power supply).
3	To perform characteristics of PN junction diode.
4	To perform Clippers and Clampers.
5	To perform analysis and design Fixed bias, Voltage divider bias for CE amplifier.
6	To perform CE amplifier as voltage amplifier (Calculate $A_v$ , $A_i$ , $R_i$ , $R_o$ ).
7	To perform CS MOSFET amplifier as voltage amplifier and measurement of its performance parameters.
8	To perform Full wave/Bridge rectifier with LC/pi filter.
9	To perform Zener as a shunt voltage regulator.
10	To simulate VI characteristics of MEMRISTOR using nanohub.org


**List of Simulation Experiments**

Sr. No.	Simulation Experiment Name
1	SPICE simulation of and implementation for junction analysis
2	SPICE simulation of and implementation for BJT characteristics
3	SPICE simulation of and implementation for JFET characteristics
4	SPICE simulation of for MOSFET characteristics
5	SPICE simulation of Full wave/Bridge rectifier with LC/pi filter.
6	SPICE simulation of CE amplifier
7	SPICE simulation of CS MOSFET amplifier.

*(Expected percentage of H/w and software experiments should be 60% & 40% respectively)*

**Note:**

*Suggested List of Experiments is indicative. However, flexibility lies with individual course instructor to design and introduce new, innovative and challenging experiments, (limited to maximum 30% variation to the suggested list) from within the curriculum, so that, the fundamentals and applications can be explored to give greater clarity to the students and they can be motivated to think differently.*



Programme Structure for Bachelor of Engineering (B.E.) – Electronics and Computer Science (Rev. 2019) 'C' Scheme

Course Code	Course Name	Teaching Scheme			Credits Assigned		
		Theory	Practical	Tutorial	Theory	Practical	Total
ECL 302	Digital Electronics Lab	--	02	--	--	01	01

Course Code	Course Name	Examination Scheme							
		Theory Marks					Term Work	Practical & Oral	Total
		Internal assessment			End Sem. Exam	Exam duration Hours			
		Test 1	Test 2	Avg. of Test 1 and Test 2					
ECL 302	Digital Electronics Lab	-	-	-	-	-	25	25	50

**Laboratory Objectives:**

1. To learn the functionality of basic logic gates.
2. To construct combinational circuits and verify their functionalities.
3. To learn the functionality of flip flops and their conversion.
4. To design and implement synchronous and asynchronous counters, Shift registers using MSI
5. To simulate various combinational and sequential circuits and analyze the results using Verilog HDL.

**Term Work:**

At least 10 experiments covering the entire syllabus of ECC 303 (Digital Logic Circuits) should be set to have well predefined inference and conclusion. The experiments should be student centric and attempt should be made to make experiments meaningful and interesting. Simulation experiments are also encouraged. Experiment must be graded from time to time. The grades should be converted into marks as per the Credit and Grading System manual and should be added and averaged. The grading and term work assessment should be done based on this scheme. The final certification and acceptance of term work ensures satisfactory performance of laboratory work and minimum passing marks in term work. Practical and Oral exam will be based on the entire syllabus.



**Suggested List of Hardware Experiments**

Sr. No.	Experiment Title
1	To verify different logic gates and implement basic gates using universal gates
2	To implement Boolean function in SOP and POS form
3	To implement half adder, full adder, half Subtractor, full Subtractor
4	To implement BCD adder using binary adder IC 7483
5	To implement logic equations using Multiplexer IC 74151
6	To verify truth table of SR, JK, T and D flip flops
7	To perform Flip flop conversion JK to D, JK to T and D to T flip flop
8	To implement MOD N counter using IC 7490/7492/7493
9	To implement Synchronous counter using IC 74163/74169 <b>OR</b> To implement universal shift register using IC 74194


**Suggested List of Simulation/Software Experiments**

Sr. No.	Experiment Title
1	To design and simulate Full adder/full subtractor using Verilog HDL
2	To design and simulate Multiplexer/Demultiplexer using Verilog HDL
3	To design and simulate decoder 74138 using Verilog HDL
4	To simulate basic flip flops using Verilog HDL
5	To design and simulate 4 bit counter / up-down counter using Verilog HDL
6	To design and simulate Shift register using Verilog HDL

*(Additional/ Suggested experiments (optional) - Implementation of any of above using FPGA/CPLD)*

**Note:**

*Suggested List of Experiments is indicative. However, flexibilities lies with individual course instructor to design and introduce new, innovative and challenging experiments, (limited to maximum 30% variation to the suggested list) from within the curriculum, so that, the fundamentals and applications can be explored to give greater clarity to the students and they can be motivated to think differently.*



Programme Structure for Bachelor of Engineering (B.E.) – Electronics and Computer Science (Rev. 2019) 'C' Scheme

Course Code	Course Name	Teaching Scheme			Credits Assigned		
		Theory	Practical	Tutorial	Theory	Practical	Total
ECL 303	Data Structures and Algorithms Lab	--	02	--	--	01	01

Course Code	Course Name	Examination Scheme							
		Theory Marks					Term Work	Practical & Oral	Total
		Internal assessment			End Sem. Exam	Exam duration Hours			
		Test 1	Test 2	Avg. of Test 1 and Test 2					
ECL 303	Data Structures and Algorithms Lab	--	--	--	--	--	25	25	50

**Prerequisite:**

C Programming Language


**Laboratory Outcomes:**

1. Students will be able to implement linear data structures & will be able to handle operations like insertion, deletion, searching and traversing on them.
2. Students will be able to implement nonlinear data structures & will be able to handle operations like insertion, deletion, searching and traversing on them.
3. Students will be able to choose appropriate data structure and apply it in various problem domains.
4. Students will be able to select appropriate searching techniques for given problems.

**Term Work:**

At least 10 experiments and 2 assignments covering entire syllabus of **Data Structures and Algorithms (ECC 304)** should be set to have well predefined inference and conclusion. The experiments should be student centric and attempt should be made to make experiments meaningful and interesting. Experiment must be graded from time to time. The grades should be converted into marks as per the Credit and Grading System manual and should be added and averaged. The grading and term work assessment should be done based on this scheme. The final certification and acceptance of term work ensures satisfactory performance of laboratory work and minimum passing marks in term work. Practical and Oral exam will be based on the entire syllabus.

Total 25 Marks = (Experiments-15 mark + Attendance -5 mark + Assignments-05 mark)



**Suggested List of Experiments**

Sr. No.	Experiment Name
1	*Implement Stack ADT using array
2	*Convert an Infix expression to Postfix expression using stack ADT
3	Evaluate Postfix Expression using Stack ADT
4	Check whether parentheses are balanced or not.
5	*Implement Linear Queue ADT using array
6	Implement Circular Queue ADT using array
7	Implement Priority Queue ADT using array
8	*Implement Singly Linked List ADT
9	Implement Doubly Linked List ADT
10	*Implement Stack ADT using Linked List
11	*Implement Linear Queue ADT using Linked List
12	*Implement Binary Search Tree ADT using Linked List
13	*Implement Depth First Search and Breadth First Search Graph Traversal technique
14	*Implement searching algorithms -Linear search, Binary search
15	*Implement sorting algorithms (any 2)- bubble, selection, insertion, merge,quick

(\* marked experiments are compulsory.

**Useful Links:**

1. [www.leetcode.com](http://www.leetcode.com)
2. [www.hackerrank.com](http://www.hackerrank.com)
3. [www.cs.usfca.edu/~galles/visualization/Algorithms.html](http://www.cs.usfca.edu/~galles/visualization/Algorithms.html)
4. [www.codechef.com](http://www.codechef.com)

**Note:**

*Suggested List of Experiments is indicative. However, flexibilities lies with individual course instructor to design and introduce new, innovative and challenging experiments, (limited to maximum 30% variation to the suggested list) from within the curriculum, so that, the fundamentals and applications can be explored to give greater clarity to the students and they can be motivated to think differently.*



Programme Structure for Bachelor of Engineering (B.E.) – Electronics and Computer Science (Rev. 2019) 'C' Scheme

Course Code	Course Name	Teaching Scheme			Credits Assigned			
		Theory	Practical	Tutorial	Theory	Practical	Total	
ECL 304	Database Management Systems Lab	--	02	--	--	01	--	01

Course Code	Course Name	Examination Scheme							
		Theory Marks					Term Work	Practical and Oral	Total
		Internal assessment			End Sem. Exam	Exam duration Hours			
		Test 1	Test 2	Avg. of Test 1 and Test 2					
ECL 304	Database Management Systems lab	--	--	--	--	--	25	25	50

**Laboratory Outcomes:**

At the end of the course the student should be able to;

1. Design ER /EER diagram and convert to relational model for the realworld application.
2. Apply DDL, DML, DCL and TCL commands.
3. Write simple and complex queries
4. Use PL/SQL Constructs.
5. Demonstrate the concept of concurrent transactions execution and frontend-backend connectivity

**Term Work:**

At least 10 experiments covering the entire syllabus of Database Management Systems (ECC 305) should be set to have well predefined inference and conclusion. The experiments should be student centric and attempt should be made to make the experiments meaningful and interesting. Experiments must be graded from time to time. The grades should be converted into marks as per the Credit and Grading System manual and should be added and averaged. The grading and term work assessment should be done based on this scheme. The final certification and acceptance of term work ensures satisfactory performance of laboratory work and minimum passing marks in term work. Practical and Oral exam will be based on the entire syllabus.






**Suggested List of Experiments**

Sr. No.	Experiment Name
1	Identify the case study and detail statement of problem. Design an Entity-Relationship (ER) / Extended Entity-Relationship (EER) Model.
2	Mapping ER/EER to Relational schema model.
3	Create a database using Data Definition Language (DDL) and apply integrity constraints for the specified System
4	Apply DML Commands for the specified system
5	Perform Simple queries, string manipulation operations and aggregate functions.
6	Implement various Join operations.
7	Perform Nested and Complex queries
8	Perform DCL and TCL commands
9	Implement procedure and functions
10	Implementation of Views and Triggers.
11	Demonstrate Database connectivity
12	Implementation and demonstration of Transaction and Concurrency control techniques using locks.

**Note:**

*Suggested List of Experiments is indicative. However, flexibility lies with individual course instructor to design and introduce new, innovative and challenging experiments, (limited to maximum 30% variation to the suggested list) from within the curriculum, so that, the fundamentals and applications can be explored to give greater clarity to the students and they can be motivated to think differently.*



Programme Structure for Bachelor of Engineering (B.E.) – Electronics and Computer Science (Rev. 2019) 'C' Scheme

Course Code	Course Name	Teaching Scheme (Hrs.)			Credits Assigned			
		Theory	Practical	Tutorial	Theory	Practical	Tutorial	Total
ECL305	Skill Base Lab-OOPM: (C++ and Java)	--	02* + 02	--	--	02	--	02
* Theory class to be conducted for full class								

Course Code	Course Name	Examination Scheme							
		Theory Marks					Term Work	Practical And Oral	Total
		Internal assessment			End Sem. Exam	Exam. Duration (in Hrs)			
		Test 1	Test 2	Avg. of Test 1 and Test 2					
ECL305	Skill base Lab - OOPM: (C++ and Java)	--	--	--	--	--	50	--	

**Course Pre-requisites:**

- Fundamentals of C-Programming
- Control Structures
- Arrays and String

**Course Objectives:**

1. To understand Object Oriented Programming basics and its features.
2. To understand and apply Object Oriented Programming (OOP) principles using C++
3. Able to implement Methods, Constructors, Arrays, Multithreading and Applet in java
4. Able to use a programming language to resolve problems.

**Course Outcomes:**

After successful completion of the course student will be able to

1. Use C++ in programming.
2. Use different control structures.
3. Understand fundamental features of an object-oriented language: object classes and interfaces, exceptions and libraries of object collections.
4. Understand Java Programming.
5. To develop a program that efficiently implements the features and packaging concept of java in laboratory.
6. To implement Exception Handling and Applets using Java.



Programme Structure for Bachelor of Engineering (B.E.) – Electronics and Computer Science (Rev. 2019) 'C' Scheme

Module No	Unit No.	Contents	Hrs.
1		<b>C++ Overview</b>	08
	1.1	Need of Object-Oriented Programming (OOP), Object Oriented Programming Paradigm, Basic Concepts of Object-Oriented Programming, Benefits of OOP and C++ as object-oriented programming language.	
	1.2	C++ programming Basics, Data Types, Structures, Enumerations, control structures, Arrays and Strings, Class, Object, class and data abstraction, class scope and accessing class members, separating interface from implementation, controlling access to members.	
2		<b>C++ Control Structures</b>	06
	2.1	<b>Branching</b> - If statement, If-else Statement, Decision. <b>Looping</b> – while, do-while, for loop <b>Nested control structure</b> - Switch statement, Continue statement, Break statement.	
	2.2	<b>Array</b> - Concepts, Declaration, Definition, Accessing array element, One dimensional and Multidimensional array.	
3		<b>Object-Oriented Programming using C++</b>	10
	3.1	<b>Operator Overloading</b> - concept of overloading, operator overloading, Overloading Unary Operators, Overloading Binary Operators, Data Conversion, Type casting (implicit and explicit), Pitfalls of Operator Overloading and Conversion, Keywords explicit and mutable. <b>Function</b> - Function prototype, accessing function and utility function, Constructors and destructors, Copy Constructor, Objects and Memory requirements, Static Class members, data abstraction and information hiding, inline function. <b>Constructor</b> - Definition, Types of Constructor, Constructor Overloading, Destructor.	
	3.2	<b>Inheritance</b> - Introduction, Types of Inheritance, Inheritance, Public and Private Inheritance, Multiple Inheritance, Ambiguity in Multiple Inheritance, Visibility Modes Public, Private, Protected and Friend, Aggregation, Classes Within Classes. Deriving a class from Base Class, Constructor and destructor in Derived Class, Overriding Member Functions, Class Hierarchies, <b>Polymorphism</b> - concept, relationship among objects in inheritance hierarchy, Runtime & Compile Time Polymorphism, abstract classes, Virtual Base Class.	
4		<b>Introduction to Java</b>	06
	4.1	Programming paradigms- Introduction to programming paradigms, Introduction to four main Programming paradigms like procedural, object oriented, functional, and logic & rule based. Difference between C++ and Java.	
	4.2	Java History, Java Features, Java Virtual Machine, Data Types and Size (Signed vs. Unsigned, User Defined vs. Primitive Data Types, Explicit Pointer type), Programming Language JDK Environment and Tools.	
5		<b>Inheritance, Polymorphism, Encapsulation using Java</b>	10
	5.1	<b>Classes and Methods</b> : class fundamentals, declaring objects, assigning object reference variables, adding methods to a class, returning a value, constructors, this keyword, garbage collection, finalize() method, overloading methods, argument passing, object as parameter, returning objects, access control, static, final, nested and inner classes, command line arguments, variable-length Arguments. <b>String</b> : String Class and Methods in Java.	



Programme Structure for Bachelor of Engineering (B.E.) – Electronics and Computer Science (Rev. 2019) 'C' Scheme

	5.2	<b>Inheritances:</b> Member access and inheritance, super class references, Using super, multilevel hierarchy, constructor call sequence, method overriding, dynamic method dispatch, abstract classes, Object class. <b>Packages and Interfaces:</b> defining a package, finding packages and CLASSPATH, access protection, importing packages, interfaces (defining, implementation, nesting, applying), variables in interfaces, extending interfaces, instance of operator.	
6.0	<b>Exception Handling and Applets in Java</b>		08
	6.1	<b>Exception Handling:</b> fundamental, exception types, uncaught exceptions, try, catch, throw, throws, finally, multiple catch clauses, nested try statements, built-in exceptions, custom exceptions (creating your own exception subclasses). <b>Managing I/O:</b> Streams, Byte Streams and Character Streams, Predefined Streams, Reading console Input, Writing Console Output, and Print Writer class. <b>Threading:</b> Introduction, thread life cycle, Thread States: new, runnable, Running, Blocked and terminated, Thread naming, thread join method, Daemon thread	
	6.2	<b>Applet:</b> Applet Fundamental, Applet Architecture, Applet Life Cycle, Applet Skeleton, Requesting Repainting, status window, HTML Applet tag, passing parameters to Applets, Applet and Application Program.	
	<b>Total</b>		<b>48</b>

**Textbooks:**

1. Bjarne Stroustrup, “The C++ Programming language”, Third edition, Pearson Education, 2000.
2. Deitel, “C++ How to Program”, 4th Edition, Pearson Education, 2005.
3. D. T. Editorial Services, “Java 8 Programming Black Book”, Dreamtech Press, Edition, 2015.
4. Yashwant Kanitkar, “Let Us Java”, BPB Publications, 4nd Edition, 2019.

**Reference Books:**


1. Herbert Schidt, “The Complete Reference”, Tata McGraw-Hill Publishing Company Limited, 10th Edition, 2017.
2. Harvey M. Deitel, Paul J. Deitel, Java: How to Program, 8th Edition, PHI, 2009.
3. Grady Booch, James Rumbaugh, Ivar Jacobson, “The Unified Modeling Languageser Guide”, Pearson Education.
4. Sachin Malhotra, Saurabh Chaudhary “Programming in Java”, Oxford University Press, 2010

**Software Tools:**

1. Raptor-Flowchart Simulation: <http://raptor.martincarlisle.com/>
2. Eclipse: <https://eclipse.org/>
3. Netbeans: <https://netbeans.org/downloads/>
4. CodeBlock: <http://www.codeblocks.org/>
5. J-Edit/J-Editor/Blue J

**Online Repository:**

1. Google Drive
2. GitHub
3. Code Guru




**Suggested list of Experiments**

Sr. No	C++ Programs
1	Add Two Numbers
2	Print Number Entered by User
3	Swap Two Numbers
4	Check Whether Number is Even or Odd
5	Find Largest Number Among Three Numbers
6	Create a simple class and object.
7	Create an object of a class and access class attributes
8	Create class methods
9	Create a class to read and add two distance
10	Create a class for student to get and print details of a student.
11	Demonstrate example of friend function with class
12	Implement inheritance.

Sr. No.	JAVA Programs
1	Display addition of number
2	Accept marks from user, if Marks greater than 40, declare the student as “Pass” else “Fail”
3	Accept 3 numbers from user. Compare them and declare the largest number (Using if-else statement).
4	Display sum of first 10 even numbers using do-while loop.
5	Display Multiplication table of 15 using while loop.
6	Display basic calculator using Switch Statement.
7	Display the sum of elements of arrays.
8	Accept and display the string entered and execute at least 5 different string functions on it.
9	Read and display the numbers as command line Arguments and display the addition of them
10	Define a class, describe its constructor, overload the Constructors and instantiate its object.
11	Illustrate method of overloading
12	Demonstrate Parameterized Constructor
13	Implement Multiple Inheritance using interface
14	Create thread by implementing 'Runnable' interface or creating 'Thread Class.
15	Demonstrate Hello World Applet Example

**Note:**

*Suggested List of Experiments is indicative. However, flexibilities lies with individual course instructor to design and introduce new, innovative and challenging experiments, (limited to maximum 30% variation to the suggested list) from within the curriculum, so that, the fundamentals and applications can be explored to give greater clarity to the students and they can be motivated to think differently.*




**Term Work:**

At least **16** experiments (**08 experiments** each on **C++** and **JAVA**) covering entire syllabus should be set to have well predefined inference and conclusion. Teacher should refer the suggested experiments and can design additional experiment to maintain better understanding and quality.

The experiments should be students centric and attempt should be made to make experiments meaningful, interesting and innovative. Term work assessment must be based on the overall performance of the student, with experiments graded from time to time.

The grades will be converted to marks as per “**Choice Based Credit and Grading System**” manual and should be added and averaged. Based on above scheme grading and term work assessment should be done.



Programme Structure for Bachelor of Engineering (B.E.) – Electronics and Computer Science (Rev. 2019) 'C' Scheme

Course code	Course Name	Credits
ECM 301	Mini Project - 1A	02

Course Code	Course Name	Examination Scheme							
		Theory Marks					Term Work	Practical/ Oral	Total
		Internal Assessment			End Sem. Exam	Exam duration Hours			
		Test 1	Test 2	Avg. of Test 1 and Test 2					
ECM 301	Mini Project - 1A	--	--	--	--	--	25	25	50

**Objectives**

1. To acquaint with the process of identifying the needs and converting it into the problem.
2. To familiarize the process of solving the problem in a group.
3. To acquaint with the process of applying basic engineering fundamentals to attempt solutions to the problems.
4. To inculcate the process of self-learning and research.


**Outcomes:**

**Learner will be able to;**

1. Identify problems based on societal /research needs.
2. Apply knowledge and skill to solve societal problems in a group.
3. Develop interpersonal skills to work as member of a group or leader.
4. Draw the proper inferences from available results through theoretical/ experimental/simulations.
5. Analyse the impact of solutions in societal and environmental context for sustainable development.
6. Use standard norms of engineering practices
7. Excel in written and oral communication.
8. Demonstrate capabilities of self-learning in a group, which leads to life-long learning.
9. Demonstrate project management principles during project work.

**Guidelines for Mini Project**

- Students shall form a group of 3 to 4 students, while forming a group shall not be allowed less than three or more than four students, as it is a group activity.
- Students should do survey and identify needs, which shall be converted into problem statement for mini project in consultation with faculty supervisor/head of department/internal committee of faculties.
- Students shall submit implementation plan in the form of Gantt/PERT/CPM chart, which will cover weekly activity of mini project.



- A log book to be prepared by each group, wherein group can record weekly work progress, guide/supervisor can verify and record notes/comments.
- Faculty supervisor may give inputs to students during mini project activity; however, focus shall be on self-learning.
- Students in a group shall understand problem effectively, propose multiple solution and select best possible solution in consultation with guide/ supervisor.
- Students shall convert the best solution into working model using various components of their domain areas and demonstrate.
- The solution to be validated with proper justification and report to be compiled in standard format of University of Mumbai.
- With the focus on the self-learning, innovation, addressing societal problems and entrepreneurship quality development within the students through the Mini Projects, it is preferable that a single project of appropriate level and quality to be carried out in two semesters by all the groups of the students. i.e. Mini Project 1 in semester III and IV. Similarly, Mini Project 2 in semesters V and VI.
- However, based on the individual students or group capability, with the mentor's recommendations, if the proposed Mini Project adhering to the qualitative aspects mentioned above gets completed in odd semester, then that group can be allowed to work on the extension of the Mini Project with suitable improvements/modifications or a completely new project idea in even semester. This policy can be adopted on case by case basis.

**Guidelines for Assessment of Mini Project:**

**Term Work**

- The review/ progress monitoring committee shall be constituted by head of departments of each institute. The progress of mini project to be evaluated on continuous basis, minimum two reviews in each semester.
- In continuous assessment focus shall also be on each individual student, assessment based on individual's contribution in group activity, their understanding and response to questions.
- Distribution of Term work marks for both semesters shall be as below;
  - Marks awarded by guide/supervisor based on log book : 10
  - Marks awarded by review committee : 10
  - Quality of Project report : 05


**Review/progress monitoring committee may consider following points for assessment based on either one year or half year project as mentioned in general guidelines.**

**One-year project:**

- In first semester entire theoretical solution shall be ready, including components/system selection and cost analysis. Two reviews will be conducted based on presentation given by students group.
  - First shall be for finalisation of problem
  - Second shall be on finalisation of proposed solution of problem.
- In second semester expected work shall be procurement of component's/systems, building of working prototype, testing and validation of results based on work completed in an earlier semester.
  - First review is based on readiness of building working prototype to be conducted.
  - Second review shall be based on poster presentation cum demonstration of working model in last month of the said semester.

**Half-year project:**

- In this case in one semester students' group shall complete project in all aspects including,





- Identification of need/problem
- Proposed final solution
- Procurement of components/systems
- Building prototype and testing
- Two reviews will be conducted for continuous assessment,
  - First shall be for finalisation of problem and proposed solution
  - Second shall be for implementation and testing of solution.

#### **Assessment criteria of Mini Project.**

**Mini Project** shall be assessed based on following criteria;


1. Quality of survey/ need identification
  2. Clarity of Problem definition based on need.
  3. Innovativeness in solutions
  4. Feasibility of proposed problem solutions and selection of best solution
  5. Cost effectiveness
  6. Societal impact
  7. Innovativeness
  8. Cost effectiveness and Societal impact
  9. Full functioning of working model as per stated requirements
  10. Effective use of skill sets
  11. Effective use of standard engineering norms
  12. Contribution of an individual's as member or leader
  13. Clarity in written and oral communication
- In **one year, project**, first semester evaluation may be based on first six criteria's and remaining may be used for second semester evaluation of performance of students in mini project.
  - In case of **half year project** all criteria's in generic may be considered for evaluation of performance of students in mini project.

#### **Guidelines for Assessment of Mini Project Practical/Oral Examination:**

- Report should be prepared as per the guidelines issued by the University of Mumbai.
- Mini Project shall be assessed through a presentation and demonstration of working model by the student project group to a panel of Internal and External Examiners preferably from industry or research organisations having experience of more than five years approved by head of Institution.
- Students shall be motivated to publish a paper based on the work in Conferences/students competitions.

**Mini Project** shall be assessed based on following points;

1. Quality of problem and Clarity
2. Innovativeness in solutions
3. Cost effectiveness and Societal impact
4. Full functioning of working model as per stated requirements
5. Effective use of skill sets
6. Effective use of standard engineering norms
7. Contribution of an individual's as member or leader
8. Clarity in written and oral communication




**Program Structure for Second Year Electronics and Computer Science  
UNIVERSITY OF MUMBAI  
(With Effect from 2020-2021)**

**Semester IV**

Course Code	Course Name	Teaching Scheme (Contact Hours)			Credits Assigned			
		Theory	Practical	Tutorial	Theory	Practical	Tutorial	Total
ECC 401	Engineering Mathematics - IV	3	-	1	3	-	1	4
ECC 402	Electronic Circuits	3	-	-	3	-	-	3
ECC 403	Controls and Instrumentation	3	-	-	3	-	-	3
ECC 404	Microprocessors and Microcontrollers	3	-	-	3	-	-	3
ECC 405	Discrete Structures and Automata Theory	3	-	-	3	-	-	3
ECL 401	Electronic Circuits Lab	-	2	-	-	1	-	1
ECL 402	Controls and Instrumentation Lab	-	2	-	-	1	-	1
ECL 403	Microprocessors and Microcontrollers Lab	-	2	-	-	1	-	1
ECL 404	Skill-base Lab: <i>Python programming</i>	-	4	-	-	2	-	2
ECM 401	Mini-project -1 B	-	4§	-	-	2	-	2
	<b>Total</b>	<b>15</b>	<b>14</b>	<b>1</b>	<b>15</b>	<b>7</b>	<b>1</b>	<b>23</b>

*§ indicates workload of learner (not faculty), for mini-project*



Programme Structure for Bachelor of Engineering (B.E.) – Electronics and Computer Science (Rev. 2019) 'C' Scheme

Course Code	Course Name	Examination Scheme							
		Theory					Term Work	Practical/ Oral	Total
		Internal Assessment			End Sem Exam	Exam Duration (in Hrs)			
		Test1	Test2	Avg.					
ECC 401	Engineering Mathematics - IV	20	20	20	80	03	25	-	125
ECC 402	Electronic Circuits	20	20	20	80	03	-	-	100
ECC 403	Controls and Instrumentation	20	20	20	80	03	-	-	100
ECC 404	Microprocessors and Microcontrollers	20	20	20	80	03	-	-	100
ECC 405	Discrete structures and Automata Theory	20	20	20	80	03	-	-	100
ECL 401	Electronic Circuits Lab	-	-	-	-	-	25	25	50
ECL 402	Controls and Instrumentation Lab	-	-	-	-	-	25	25	50
ECL 403	Microprocessors and Microcontrollers Lab	-	-	-	-	-	25	25	50
ECL 404	Skill-based Lab: Python programming	-	-	-	-	-	50	-	50
ECM 401	Mini-project -1B	-	-	-	-	-	25	25	50
	<b>Total</b>	-	-	100	400	-	175	100	775

**Note:**

1. Students group and load of faculty per week.

**Mini-Project 1 and 2:**

Students can form groups with minimum 3 (Three) and not more than 4(Four)

Faculty Load :1 hour perweek per four groups

**Major Project 1 and 2:**

Students can form groups with minimum 2 (Two) and not more than 4 (Four)

Faculty Load: In Semester VII– ½ hour per week per project group

In Semester VIII – 1 hour per week per project group

2. Out of 4 hours/week allotted for the mini-projects 1-A and 1-B, an expert lecture of at least one hour per week from industry/institute or a field visit to nearby domain specific industry should be arranged.

3. Mini-projects 2-A and 2-B should be based on DLOs.



Programme Structure for Bachelor of Engineering (B.E.) – Electronics and Computer Science (Rev. 2019) 'C' Scheme

Course Code	Course Name	Teaching Scheme			Credits Assigned			
		Theory	Practical and Oral	Tutorial	Theory	Practical and Oral	Tutorial	Total
ECC401	Engineering Mathematics - IV	03	--	01	03	--	01	04

Course Code	Course Name	Examination Scheme							
		Theory Marks					Term Work	Practical Oral	Total
		Internal assessment			End Sem. Exam	Exam duration Hours			
		Test 1	Test 2	Avg of Test 1 and Test 2					
ECC401	Engineering Mathematics - IV	20	20	20	80	03	25	--	125

**Pre-requisite:**

Engineering Mathematics - I, Engineering Mathematics - II, Engineering Mathematics - III, Binomial Distribution.

**Course Objectives:** The course is aimed;

1. To study the line and contour integrals and expansion of complex valued function in a power series.
2. To understand the basic techniques of statistics for data analysis, Machine learning and AI.
3. To study the probability distributions and expectations.
4. To acquaint with the concepts of vector spaces used in the field of machine learning and engineering problems.
5. To familiarize with the concepts of Quadratic forms and Singular value decomposition.
6. To learn the concepts of Calculus of Variations.

**Course Outcomes:**

**On successful completion of course, learner will be able to;**

1. Use the concepts of Complex Integration for evaluating integrals, computing residues & evaluate various contour integrals.
2. Demonstrate the use of Correlation and Regression to the engineering problems in data science, machine learning and AI.
3. Illustrate understanding of the concepts of probability and expectation for getting the spread of the data and distribution of probabilities.
4. Apply the concept of vector spaces and orthogonalization process in Engineering Problems.
5. Use the concept of Quadratic forms and Singular value decomposition in various Engineering applications.
6. Find the extremals of the functional using the concept of Calculus of variation.



Programme Structure for Bachelor of Engineering (B.E.) – Electronics and Computer Science (Rev. 2019) 'C' Scheme

Module No.	Detailed Contents	Hrs.
01	<p><b>Complex Integration</b></p> <p>1.1 Line Integral, Cauchy's Integral theorem for simple connected and multiply connected regions (without proof), Cauchy's Integral formula (without proof).                      1.2 Taylor's and Laurent's series (without proof).                      1.3 Definition of Singularity, Zeroes, poles of <math>f(z)</math>, Residues, Cauchy's Residue Theorem (without proof).</p> <p><b>Self-learning Topics:</b> Application of Residue Theorem to evaluate real integrations, Z-Transform.</p>	7
02	<p><b>Statistical Techniques</b></p> <p>2.1 Karl Pearson's Coefficient of correlation (<math>r</math>).                      2.2 Spearman's Rank correlation coefficient (<math>R</math>) (repeated and non-repeated ranks)                      2.3 Lines of regression.                      2.4 Fitting of first and second degree curves.</p> <p><b>Self-learning Topics:</b> Covariance, fitting of exponential curve.</p>	6
03	<p><b>Probability Distributions</b></p> <p>3.1. Baye's Theorem, Random variable: Probability distribution for discrete and continuous random variables, Density function and distribution function.                      3.2 Expectation, mean and variance.                      3.3 Probability distribution: Poisson &amp; normal distribution.</p> <p><b>Self-learning Topics:</b> Moments, Moment Generating Function, Applications of Probability Distributions in Engineering.</p>	7
04	<p><b>Linear Algebra: Vector Spaces</b></p> <p>4.1 Vectors in n-dimensional vector space, norm, dot product, The Cauchy Schwarz inequality (with proof), Unit vector.                      4.2 Orthogonal projection, Orthonormal basis, Gram-Schmidt process for vectors.                      4.3 Vector spaces over real field, subspaces.</p> <p><b>Self-Learning Topics:-</b> Linear combinations, linear Dependence and Independence, QR decomposition.</p>	6



Programme Structure for Bachelor of Engineering (B.E.) – Electronics and Computer Science (Rev. 2019) 'C' Scheme

<b>05</b>	<p><b>Linear Algebra: Quadratic Forms</b></p> <p>5.1 Quadratic forms over real field, Linear Transformation of Quadratic form, Reduction of Quadratic form to diagonal form using congruent transformation.</p> <p>5.2 Rank, Index and Signature of quadratic form, Sylvester's law of inertia, Value-class of a quadratic form-Definite, Semidefinite and Indefinite.</p> <p>5.3 Reduction of Quadratic form to a canonical form using congruent transformations.</p> <p>5.4 Singular Value Decomposition.</p> <p><b>Self-learning Topics:</b> Orthogonal Transformations, Applications of Quadratic forms and SVD in Engineering.</p>	7
<b>06</b>	<p><b>Calculus of Variations:</b></p> <p>6.1 Euler- Lagrange equation(Without Proof), When F does not contain y, When F does not contain x, When F contains x,y,y'.</p> <p>6.2 Isoperimetric problems-Lagrange Method.</p> <p>6.3 Functions involving higher order derivatives: Rayleigh-Ritz Method.</p> <p><b>Self-Learning Topics:-</b>Brachistochrone Problem, Variational Problem,Hamilton Principle, Principle of Least action,Several dependent variables.</p>	6
<b>Total</b>		<b>39</b>

**Term Work:**

**General Instructions:**

1. Students must be encouraged to write at least 6 class tutorials on entire syllabus.
2. A group of 4-6 students should be assigned a self-learning topic. Students should prepare a presentation/problem solving of 10-15 minutes. This should be considered as mini project in Engineering Mathematics. This project should be graded for 10 marks depending on the performance of the students.

The distribution of Term Work marks will be as follows –

1.	Attendance (Theory and Tutorial)	05 marks
2.	Class Tutorials on entire syllabus	10 marks
3.	Mini project	10 marks

**Assessment:**

**Internal Assessment Test:**

Assessment consists of two class tests of 20 marks each. The first-class test (Internal Assessment I) is to be conducted when approx. 40% syllabus is completed and secondclass test (Internal Assessment II) when additional 35% syllabus is completed. Duration of each test shall be one hour.




**End Semester Theory Examination:**

1. Question paper will comprise of total 06 questions, each carrying 20 marks.
2. Total 04 questions need to be solved.
3. Question No: 01 will be compulsory and based on entire syllabus wherein 4 sub-questions of 5 marks each will be asked.
4. Remaining questions will be randomly selected from all the modules.
5. Weightage of each module will be proportional to number of respective lecture hours as mentioned in the syllabus.

**Reference Books:**

1. Complex Variables and Applications, Brown and Churchill, McGraw-Hill education.
2. Probability, Statistics and Random Processes, T. Veerarajan, McGraw-Hill education.
3. Advanced engineering mathematics H.K. Das, S. Chand, Publications.
4. Higher Engineering Mathematics B. V. Ramana, Tata Mc-Graw Hill Publication
5. Advanced Engineering Mathematics, R. K. Jain and S. R. K. Iyengar, Narosa publication
6. Advanced Engineering Mathematics Wylie and Barret, Tata Mc-Graw Hill.
7. Beginning Linear Algebra Seymour Lipschutz Schaum's Outline series, Mc-Graw Hill Publication
8. Higher Engineering Mathematics, Dr. B. S. Grewal, Khanna Publication, 43rd edition, 2010.



Programme Structure for Bachelor of Engineering (B.E.) – Electronics and Computer Science (Rev. 2019) 'C' Scheme

Course Code	Course Name	Teaching Scheme			Credits Assigned			
		Theory	Practical	Tutorial	Theory	Practical	Tutorial	Total
ECC402	Electronic Circuits	03	--	--	03	--	--	03

Course Code	Course Name	Examination Scheme							
		Theory Marks					Term Work	Practical and Oral	Total
		Internal assessment			End Sem. Exam	Exam duration Hours			
		Test 1	Test 2	Avg. of Test 1 and Test 2					
ECC 402	Electronic Circuits	20	20	20	80	03	--	--	100

**Course Pre-requisite:**

ECC 302:Electronic Devices.


**Course Objectives:**

1. To enhance comprehension capabilities of students through understanding of electronic circuits.
2. To perform low frequency and high frequency analysis of single stage amplifiers.
3. To teach fundamental principles of operational amplifiers.
4. To develop an overall approach for students from selection of integrated circuit, specification, functionality and applications

**Course Outcomes:**

After successful completion of the course students will be able to

1. Evaluate the performance of amplifiers through frequency response.
2. Analyse differential amplifiers for various performance parameters
3. Express mathematically the performance parameters in terms of circuit parameters
4. Choose appropriate circuit for the given specifications/ applications
5. Describe various applications and circuits based on operational amplifiers.
6. Design an application with the use of integrated circuits.





Module No.	Unit No.	Contents	Hrs
1		<b>Frequency Response of Amplifiers</b>	7
	1.1	Low frequency response & analysis, effect of the coupling, bypass & load capacitances on single stage MOSFET amplifier for common source (CS) configuration (mathematical analysis & numerical examples included)	
	1.2	High frequency response & analysis, effect of parasitic capacitances on MOSFET amplifier, high frequency equivalent circuit of MOSFET, Miller's theorem, effect of Miller's capacitance, unity gain bandwidth (mathematical analysis & numerical examples included)	
	1.3	Introduction to multi-stage amplifiers – need & necessity, different types of couplings (DC, R-C & transformer) with advantages & disadvantages, the MOSFET cascode amplifier (theoretical description only)	
2		<b>Differential Amplifiers</b>	7
	2.1	Basic MOSFET differential amplifier, DC characteristics, transfer characteristics, small signal (AC) analysis of only dual input balanced output (DIBO) for differential mode gain & common mode gain, common mode rejection ratio (CMRR) & input resistance / impedance	
	2.2	MOSFET differential amplifier with an active load (theoretical description & only mathematical analysis – no numerical examples)	
3		<b>Operational Amplifiers</b>	7
	3.1	The ideal operational amplifier (op-amp), internal block diagram of op-amp, characteristics of op-amp, ideal & practical op-amp parameters / specifications (no detailed description or any analysis), mathematical model of op-amp, IC 741 op-amp with pin diagram & description	
	3.2	Operational amplifier open loop & closed loop configurations (theoretical description only), the concept of virtual ground & virtual short	
4		<b>Applications of Operational Amplifier</b>	6
	4.1	Types of negative feedback – voltage series, voltage shunt, current series & current shunt (theoretical description only), the op-amp inverting amplifier & op-amp non-inverting amplifier (mathematical analysis for derivation of output voltage only, numerical examples & designing)	
	4.2	Adder, summing amplifier, averaging circuit, subtractor, integrator (ideal), differentiator (ideal), difference amplifier, current amplifier & 3 op-amp instrumentation amplifier (only mathematical analysis for derivation of output voltage with numerical examples & designing included)	
	4.3	Current to voltage converters (I to V) & voltage to current converters (V to I) – floating load & grounded load (mathematical analysis only – no numericals)	
5		<b>Oscillators &amp; Comparators</b>	6
	5.1	Oscillators: RC phase shift oscillator, Wien bridge oscillator & the crystal oscillator (theoretical description only – no mathematical analysis), numerical example & design problem on RC phase shift oscillator & Wien bridge oscillator	
	5.2	Waveform Generators: Square wave generator & triangular wave generator (only	



Programme Structure for Bachelor of Engineering (B.E.) – Electronics and Computer Science (Rev. 2019) 'C' Scheme

		theoretical description – no mathematical analysis or designing examples)	
	5.3	Comparators: Inverting comparator, non-inverting comparator, zero crossing detector (ZCD) & Schmitt Trigger (numerical examples & designing problem on the inverting Schmitt Trigger for both symmetrical & non-symmetrical configurations), window detector / comparator (theoretical description only)	
6		<b>Special Purpose Integrated Circuits</b>	
	6.1	IC 555 timer internal block diagram & pin configuration, operation in astable & monostable multivibrator with mathematical analysis & numerical examples, design problems on astable & monostable multivibrator, applications in astable & monostable configuration	6
	6.2	ADC 0808 / 0809 & interfacing, DAC0808 & interfacing (theoretical description only)	
	6.3	Functional block diagram & working of the LT 1070 monolithic switching regulator (theoretical description only)	
		<b>Total</b>	<b>39</b>

**Text Books:**

1. Donald A. Neamen, "Electronic Circuit Analysis and Design", TATA McGraw Hill, 2nd Edition.
2. Ramakant A. Gayakwad, "Op-Amps and Linear Integrated Circuits", Pearson Prentice Hall, 4th Edition.

**Reference Books:**

1. Robert Boylestad, "Electronic Devices and Circuit Theory", Pearson.
2. David A. Bell, "Electronic Devices and Circuits", Oxford, Fifth Edition.
3. Muhammad H. Rashid, "Microelectronics Circuits Analysis and Design", Cengage
4. S. Salivahanan, N. Suresh Kumar, "Electronic Devices and Circuits", Tata McGraw Hill.
5. D. Roy Choudhury and S. B. Jain, "Linear Integrated Circuits", New Age International Publishers, 4th Edition.
6. Sergio Franco, "Design with operational amplifiers & analog integrated circuits", Tata McGraw Hill, 3<sup>rd</sup> edition
7. William D. Stanley, "Operational Amplifiers with Linear Integrated Circuits", Pearson, 4th Edition

**Internal Assessment (IA):**

Two tests must be conducted which should cover at least 80% of syllabus. The average marks of both the test will be considered as the final IA marks

**End Semester Examination:**

1. Question paper will comprise of 6 questions, each of 20 marks.
2. Total 4 questions need to be solved.
3. Question No.1 will be compulsory and based on entire syllabus wherein sub questions of 2 to 5 marks will be asked.
4. Remaining questions will be selected from all the modules.
5. Weightage of each module in question paper will be proportional to the number of respective lecture hours mentioned in the syllabus.



Programme Structure for Bachelor of Engineering (B.E.) – Electronics and Computer Science (Rev. 2019) 'C' Scheme

Course Code	Course Name	Teaching Scheme			Credits Assigned			
		Theory	Practical	Tutorial	Theory	Practical	Tutorial	Total
ECC 403	Controls and Instrumentation	03	--	--	03	--	--	03

Course Code	Course Name	Examination Scheme							
		Theory Marks					Term Work	Practical and Oral	Total
		Internal assessment			End Sem. Exam	Exam duration Hours			
		Test 1	Test 2	Avg. of Test 1 and Test 2					
ECC 403	Controls and Instrumentation	20	20	20	80	03	--	--	100

**Course Pre-requisites:**

1. Basic Electrical Engineering
2. Applied Mathematics (Laplace transform, ordinary differential equations)
3. Applied Physics

**Course Objectives:**

1. To develop the ability to model control systems and determine their time response and frequency response.
2. To develop the ability to analyse stability of control systems.
3. To develop the ability to understand instruments and data acquisition systems.

**Course Outcomes:**

After successful completion of the course students will be able to

1. Derive the transfer functions for the given control systems.
2. Analyse the performance of control systems based on the time domain and frequency domain specifications.
3. Judge the stability of the given control systems using appropriate stability criteria.
4. Understand and explain the working principle of sensors and transducers.
5. Explain various parameters of data acquisition systems.
6. Describe instrument communication standards.



Programme Structure for Bachelor of Engineering (B.E.) – Electronics and Computer Science (Rev. 2019) 'C' Scheme

Module No.	Unit No.	Contents	Hrs.
1		<b>Introduction to Control Systems and Mathematical Models</b>	7
	1.1	Introduction to control systems: The control system, servomechanisms, digital control.	
	1.2	Mathematical models: Transfer functions, block diagram algebra, block diagram reduction, signal flow graphs.	
2		<b>Time response analysis and stability analysis in time domain</b>	7
	2.1	Time response analysis: standard test signals, time response of first and second order systems, steady state errors and error constants.	
	2.2	Stability in time domain: The concept of stability, necessary conditions for stability, Hurwitz stability criterion, Routh stability criterion, relative stability analysis.	
	2.3	Stability analysis using root locus technique.	
3		<b>Stability Analysis in frequency domain and Introduction to advances in control systems</b>	7
	3.1	Introduction to frequency response analysis, correlation between time and frequency domain.	
	3.2	Stability analysis using Bode plots.	
	3.3	Nyquist stability criterion and stability analysis using Nyquist plot.	
	3.4	Introduction to advances in control systems: adaptive control, fuzzy logic control and neural networks. Introduction to distributed control systems.	
4		<b>Sensors and Transducers</b>	6
	4.1	Introduction to sensors and transducers. Various types of sensors. Various types of transducers and their principle of operation. Selection criteria of transducers.	
	4.2	Displacement and pressure transducers: potentiometers, pressure gauges, Linear variable differential transducer (LVDT), strain gauges.	
	4.3	Temperature transducers: working principle, ranges and applications of resistance temperature detectors (RTD), thermocouple and thermistor temperature transducers.	
5		<b>Signal conditioning DAS, Data logger and SCADA</b>	6
	5.1	Introduction to instrumentation systems, data acquisition system (DAS), use of DAS in Intelligent instrumentation system. Design of pressure and temperature measurement system using DAS. Data logger, its types and applications. SCADA-communication architecture, types, applications, open SCADA protocols. Cloud based SCADA systems. Introduction to fibre optic instrumentation.	



Programme Structure for Bachelor of Engineering (B.E.) – Electronics and Computer Science (Rev. 2019) 'C' Scheme

6		<b>Telemetry and Instrument communication standards</b>	6
	6.1	Introduction to telemetry, landline telemetry, radio telemetry and types of multiplexing.	
	6.2	Instrument interfacing, Current loop, RS232/485, Field bus, Modbus, GPIB, USB Protocol, and HART communication Protocol.	
<b>Total</b>			<b>39</b>

**Text Books:**

1. I. J. Nagrath, M. Gopal, “Control System Engineering”, 5<sup>th</sup> edition, New Age International Publishers
2. B. S. Manke, “Linear Control Systems”, Khanna Publishers, New Delhi.
3. D. Patranabis, “Principle of Industrial Instrumentation”, Tata McGraw Hill.
4. A.K. Sawhney, “Electrical & Electronic Measurement & Instrumentation” – DRS. India
5. H.S.Kalsi, “Electronic Instrumentation”-TMH, 2nd Edition.

**Reference Books:**

1. K. Ogata, “Modern Control Engineering”, PHI, New Delhi
2. Norman S. Nise, “Control System Engineering”, John Wiley and Sons.
3. B. C. Kuo, “Automatic Control Systems”, PHI, New Delhi
4. C. S. Rangan, G. R. Sharma and V. S. Mani, ‘Instrumentation Devices and Systems’, Tata McGraw-Hill Publishing Company Ltd.
5. Helfrick & Cooper, “Modern Electronic Instrumentation & Measuring Techniques” – PHI

**Internal Assessment (IA):**

Two tests must be conducted which should cover at least 80% of syllabus. The average marks of both the tests will be considered as the final IA marks

**End Semester Examination:**

1. Question paper will comprise of 6 questions, each of 20 marks.
2. Total 4 questions need to be solved.
3. Question No.1 will be compulsory and based on the entire syllabus wherein sub questions of 2 to 5 marks will be asked.
4. Remaining questions will be selected from all the modules.



Programme Structure for Bachelor of Engineering (B.E.) – Electronics and Computer Science (Rev. 2019) 'C' Scheme

Course Code	Course Name	Teaching Scheme			Credits Assigned			
		Theory	Practical	Tutorial	Theory	Practical	Tutorial	Total
ECC 404	Microprocessors and Microcontrollers	03	--	--	03	--	--	03

Course Code	Course Name	Examination Scheme								
		Theory Marks					Exam duration Hours	Term Work	Practical and Oral	Total
		Internal assessment			End Sem. Exam					
		Test 1	Test 2	Avg. of Test 1 and Test 2						
ECC 404	Microprocessors and Microcontrollers	20	20	20	80	03	--	--	100	

**Course Pre-requisites:**

1. Electronic Devices
2. Digital Electronics


**Course Objectives:**

1. To study the concepts and basic architecture of a Microprocessor and Microcontroller.
2. To write Assembly language programs for Microprocessors and Microcontrollers for various applications.
3. To know the importance of different peripheral devices and their interfacing to 8086 and 8051.
4. To build Microprocessor and Microcontroller based systems.

**Course Outcomes:**

After successful completion of the course students will be able to;

1. Explain 16-bit Microprocessor architectures and fundamental concepts of Microcontrollers
2. To develop programming skills for Microprocessors and Microcontrollers
3. To interface various devices in Microprocessor and Microcontroller systems
4. To design and implement Microprocessor and Microcontroller based systems.




Programme Structure for Bachelor of Engineering (B.E.) – Electronics and Computer Science (Rev. 2019) 'C' Scheme

Module No.	Unit No.	Contents	Hrs.
1		<b>The 8086 Microprocessor</b>	06
	1.1	8086 Architecture	
	1.2	Memory Segmentation	
	1.3	8086 pin description	
	1.4	Interrupts and Interrupt service routines, <b>Dedicated interrupts, Software interrupts</b>	
2		<b>8086 programming</b>	06
	2.1	Addressing modes	
	2.2	Instruction Set and Assembler Directives	
	2.3	Assembly language programming	
3		<b>8086 Interfacing –Part I</b>	05
	3.1	Generating the 8086 System Clock and Reset Signals using 8284 clock generator	
	3.2	8086 Minimum and Maximum Mode CPU Modules	
	3.3	Minimum and Maximum Mode Timing Diagrams	
	3.4	Memory interfacing.	
4		<b>8086 Interfacing –Part II</b>	06
	4.1	8255-PPI:Functional Block Diagram and description, Operating Modes	
	4.2	8259- PIC: Functional Block Diagram and description, Cascaded mode of operation	
	4.3	System design (including Memory and I/O)	
5		<b>The 8051 Microcontroller</b>	08
	5.1	Differences between a Microprocessor and Microcontroller	
	5.2	Architecture of 8051	
	5.3	Memory Organization of the 8051	
	5.4	Addressing modes	
	5.5	Instruction set	
	5.6	Assembly language programming.	
6		<b>8051 Interfacing</b>	08
	6.1	I/O port programming	
	6.2	Programming 8051 Timers	
	6.3	Serial Port Programming	
	6.4	Interrupts Programming	
	6.5	LCD & Keyboard Interfacing	
	6.6	ADC, DAC & Sensor Interfacing	
	6.7	Stepper Motor and DC motor Interfacing	
<b>Total</b>			<b>39</b>

**Text Books:**

1. 8086/8088 family: Design Programming and Interfacing: By John Uffenbeck (Pearson Education)
2. Microprocessor and Interfacing: By Douglas Hall (TMH Publication)
3. The 8051 Microcontroller and Embedded Systems Using Assembly and C: By M. A. Mazidi, J. C. Mazidi, Rolin D. McKinlay, Pearson Education, 2<sup>nd</sup> Edition.
4. The 8051 Microcontroller: By Kenneth J. Ayala, Cengage Learning India Pvt. Ltd, 3<sup>rd</sup> Edition

UNIVERSITY OF MUMBAI, B.E. (ELECTRONICS AND COMPUTER SCIENCE)



**Reference Books:**


1. Microcomputer Systems: 8086/8088 family Architecture, Programming and Design: By Liu & Gibson (PHI Publication).
2. The INTEL Microprocessors, Architecture, Programming and Interfacing: By Barry B. Brey (Pearson Publishers, 8th Edition)
3. Microcontrollers: Architecture, Programming, Interfacing and System Design: By RajKamal, Pearson Education, 2005.
4. The 8051 Microcontroller Based Embedded Systems: By Manish K Patel, McGraw Hill, 2014.
5. Microcontroller Theory And Applications: By Ajay V Deshmukh, Tata Mcgraw Hill

**Internal Assessment (IA):**

Two tests must be conducted which should cover at least 80% of syllabus. The average marks of both the tests will be considered as the final IA marks

**End Semester Examination:**

1. Question paper will comprise of 6 questions, each of 20 marks.
2. Total 4 questions need to be solved.
3. Question No.1 will be compulsory and based on the entire syllabus wherein sub questions of 2 to 5 marks will be asked.
4. Remaining questions will be selected from all the modules.





Programme Structure for Bachelor of Engineering (B.E.) – Electronics and Computer Science (Rev. 2019) 'C' Scheme

Course Code	Course Name	Teaching Scheme			Credits Assigned			
		Theory	Practical	Tutorial	Theory	Practical	Tutorial	Total
ECC 405	Discrete Structures and Automata Theory	03	-	--	03	-	--	03

Course Code	Course Name	Examination Scheme							
		Theory Marks					Term Work	Practical	Total
		Internal assessment			End Sem. Exam	Exam duration Hours			
		Test 1	Test 2	Avg. of Test 1 and Test 2					
ECC 405	Discrete Structures and Automata Theory	20	20	20	80	03	-	-	100

**Course Prerequisite:**

Engineering Mathematics - I, II & III

**Course Objectives:**

1. To cultivate clear thinking for Creative Problem Solving.
2. To train students to understand and construct Mathematical Proofs.
3. To introduce the notions of Sets, Relations, Functions, Graphs and their applications.
4. To build concepts of theoretical design of Basic machines, Deterministic and NonDeterministic Finite statemachines and Pushdown Machines.
5. To gain the conceptual understanding of fundamentals of Grammars.
6. To prepare students with the mathematical aspects in other courses such as Formal Specification, Verification, Artificial Intelligence etc.

**Course Outcomes:**


After successful completion of the course students will be able to

1. Understand the notion of mathematical thinking, mathematical proofs and to apply them in problem solving.
2. Reason Logically.
3. Perform operations with Sets, Relations, Functions, Graphs and their applications.
4. Design Deterministic Finite Automata (DFA) and Non-deterministic Finite Automata (NFA) and Pushdown Automata with understanding of power and limitations.
5. Design Context Free Grammar and perform the operations like simplification and normal forms.
6. Apply Discrete Structures and Automata Theory concepts into solving real world computing problems in the domain of Formal Specification, Verification, Artificial Intelligence etc.



Programme Structure for Bachelor of Engineering (B.E.) – Electronics and Computer Science (Rev. 2019) 'C' Scheme

Module No.	Unit No.	Contents	Hrs
1		<b>Set Theory and Logic</b>	06
	1.1	Set Theory: Fundamentals - Sets and Subsets, Venn Diagrams, Operations on sets, Laws of Set Theory, Power Set,.	
	1.2	Principle of Inclusion and Exclusion, Mathematical Induction.	
	1.3	Propositions and Logical operations, Truth tables, Equivalence, Implications	
	1.4	Laws of Logic, Normal Forms, Inference	
	1.5	Predicates and Quantifiers	
2		<b>Relations and Functions</b>	07
	2.1	Relations- Definition, Properties of Relations	
	2.2	Types of binary relations (Equivalence and partial ordered relations),	
	2.3	Closures, Poset, Hasse diagram and Lattice	
	2.4	Functions-Definition, Types of Functions (Injective, Surjective and Bijective)	
	2.5	Identity and Inverse Functions	
3		<b>Graph Theory</b>	07
	3.1	Graphs and their basic properties - degree, path, cycle, subgraphs, Types of graphs.	
	3.2	Definitions, Paths and circuits: Eulerian and Hamiltonian, Planner Graph.	
	3.3	Isomorphism of graphs, Dijkstra Shortest Path Algorithm	
	3.4	Trees, Types of Trees	
4		<b>Finite Automata</b>	07
	4.1	Introduction of Automata and its applications	
	4.2	Deterministic Finite Automata (DFA) and Nondeterministic Finite Automata (NFA): Definitions, transition diagrams and Language recognizers, NFA to DFA Conversion.	
	4.3	Eliminating epsilon-transitions from NFA.	
5		<b>Regular Expression (RE) and Regular Grammar (RG)</b>	05
	5.1	Regular Grammar and Regular Expression (RE): Definition, Equivalence and Conversion from RE to RG and RG to RE.	
	5.2	Equivalence of RE and FA, Converting RE to FA and FA to RE.	
6		<b>Context Free Grammar (CFG) and Push Down Automata(PDA)</b>	07
	6.1	Grammars: Chomsky hierarchy, CFG- Definition, Sentential forms, Leftmost and Rightmost derivations.	
	6.2	Context Free languages (CFL): Parsing and Ambiguity. CFLs: Simplification and Applications.	
	6.3	Normal Forms: Chomsky Normal Form	
	6.4	PDA- Definition, Transitions (Diagrams, Functions and Tables), Design of PDA with Graphical Notation and Instantaneous Descriptions.	
<b>Total</b>			<b>39</b>



**Text Books:**

1. BernadKolman, Robert Busby, Sharon Cutler Ross, Nadeem-ur-Rehman, “DiscreteMathematical Structures”, Pearson Education.
2. C.L.Liu, “Elements of Discrete Mathematics”, Second edition 1985, McGraw-HillBook Company, Reprinted 2000.
3. John E. Hopcroft, Rajeev Motwani, Jeffery D. Ullman, “Introduction to Automata Theory, Languages andComputation!”, Pearson Education.
4. Vivek Kulkarni, “Theory of Computation”, Oxford University Press, India.

**Reference Books:**


1. K.H.Rosen, “Discrete Mathematics and applications”, fifth edition 2003, Tata McGraw Hill publishing Company.
2. Y N Singh, “Discrete Mathematical Structures”, Wiley-India.
3. J .L.Mott, A.Kandel, T.P .Baker, Discrete Mathematics for Computer Scientists and Mathematicians, second edition 1986, Prentice Hall of India.
4. J. P. Trembley, R. Manohar “Discrete Mathematical Structures with Applications to Computer Science”, Tata McGraw-Hill.
5. Seymour Lipschutz, Marc Lars Lipson,“ Discrete Mathematics” Schaum’s Outline, McGraw Hill Education.
6. Daniel I. A. Cohen,“ Introduction to Computer Theory”, Wiley Publication.
7. Michael Sipser, “Theory of Computation”, Cengage learning.
8. J. C. Martin, “Introduction to Languages and the Theory of Computation”, Tata McGraw Hill.
9. Krishnamurthy E. V., “Introductory Theory of Computer Science”, East-West Press.
10. Kavi Mahesh, “Theory of Computation: A Problem Solving Approach“, Wiley-India.

**Internal Assessment (IA):**

Two tests must be conducted which should cover at least 80% of syllabus. The average marks of both the tests will be considered as the final IA marks

**End Semester Examination:**

1. Question paper will comprise of 6 questions, each of 20 marks.
2. Total 4 questions need to be solved.
3. Question No.1 will be compulsory and based on the entire syllabus wherein sub questions of 2 to 5 marks will be asked.
4. Remaining questions will be selected from all the modules.



Programme Structure for Bachelor of Engineering (B.E.) – Electronics and Computer Science (Rev. 2019) 'C' Scheme

Course Code	Course Name	Teaching Scheme			Credits Assigned			
		Theory	Practical	Tutorial	Theory	Practical	Tutorial	Total
ECL 401	Electronic Circuits Lab	--	02	--	--	01	--	01

Course Code	Course Name	Examination Scheme							
		Theory Marks					Term Work	Practical & Oral	Total
		Internal Assessment			End Sem. Exam	Exam duration Hours			
		Test 1	Test 2	Avg. of Test 1 and Test 2					
ECL 401	Electronic Circuits Lab	--	--	--	--	--	25	25	50

**Pre-requisite:**

Electronic Devices Laboratory (ECL 302)

**Laboratory Objectives:**

1. To deliver a hands-on approach for studying electronic circuits using electronic devices
2. To practically analyze & compute performance parameters of various electronic circuits
3. To familiarize with principles of designing of practical electronic circuits as per given specifications
4. To develop overall approach for students from selection of integrated circuit, specification, functionality and applications

**Laboratory Outcomes:**

After successful completion of the laboratory students will be able to

1. Experimentally evaluate performance of amplifiers through frequency response.
2. Analyze differential amplifiers for various performance parameters
3. Implement practically various applications and circuits based on operational amplifiers.
4. Design an application with the use of integrated circuits as per the given specifications

**Term Work:**

At least 10 experiments covering entire syllabus of ECC 402 (Electronic Circuits) should be set to have well predefined inference and conclusion. **This must include 60% Hardware and 40% Simulation experiments.** The experiments should be student centric and attempt should be made to make experiments meaningful and interesting. Experiments must be graded from time to time. The grades should be converted into marks as per the Credit and Grading System manual and should be added and averaged. The grading and term work assessment should be done based on this scheme. The final certification and acceptance of term work ensures satisfactory performance of laboratory work and minimum passing marks in term work. Practical and Oral exam will be based on the entire syllabus.



**Suggested List of Experiments:**

Sr. No.	Experiment Name
1	To implement single stage MOSFET CS amplifier and study its frequency response
2	To implement Cascode amplifier and study its frequency response.
3	To determine input and output impedance of CS amplifier with and without feedback.
4	Experiment on op amp parameters
5	Experiment on design of application using op amp
6	Experiment on applications of opamp-comparator, zero crossing detector.
7	To perform an experiment to study the performance of RC phase shift oscillator.
8	To perform an experiment to study the performance of Crystal oscillator.
9	Experiment on ADC interfacing
10	Experiment on DAC interfacing

**Simulation Experiments**

Sr. No.	Experiment Name
1	SPICE simulation of frequency response of single stage CS MOSFET amplifier.
2	SPICE simulation of frequency response of Cascode amplifier
3	SPICE simulation on op amp parameters
4	SPICE simulation on design of application using op amp
5	SPICE simulation of applications of Opamps -Comparator, Zero crossing detector
6	SPICE simulation of RC phase shift oscillator.
7	SPICE simulation of Wien Bridge oscillator.
8	SPICE simulation of Crystal oscillator.

**Note:**

*Suggested List of Experiments is indicative. However, flexibilities lies with individual course instructor to design and introduce new, innovative and challenging experiments, (limited to maximum 30% variation to the suggested list) from within the curriculum, so that, the fundamentals and applications can be explored to give greater clarity to the students and they can be motivated to think differently.*



Programme Structure for Bachelor of Engineering (B.E.) – Electronics and Computer Science (Rev. 2019) 'C' Scheme

Course Code	Course Name	Teaching Scheme			Credits Assigned			
		Theory	Practical	Tutorial	Theory	Practical	Tutorial	Total
ECL 402	Controls and Instrumentation Laboratory	--	02	--	--	01	--	01

Course Code	Course Name	Examination Scheme							
		Theory Marks				Term Work	Practical	Oral	Total
		Internal assessment			End Sem. Exam				
		Test 1	Test 2	Avg. of Test 1 and Test 2					
ECL 402	Controls and Instrumentation Lab.	--	--	--	--	25	--	25	50

**Laboratory Objectives:**

1. To determine the performance of control systems
2. To determine the stability of control systems
3. To understand the applications of instrumentation systems.

**Laboratory Outcomes:**

After successful completion of the course students will be able to

1. Simulate the performance of control systems
2. Analyse the stability of control systems via simulations
3. Develop the applications of Instrumentation systems

**Term Work:**

At least 10 experiments covering entire syllabus of Controls and Instrumentation (ECC 403) should be set to have well predefined inference and conclusion. The experiments should be student centric and attempt should be made to make experiments meaningful and interesting. **Additionally, an Industrial Visit to any relevant industry is compulsory.** Experiments must be graded from time to time. The grades should be converted into marks as per the Credit and Grading System manual and should be added and averaged. The grading and term work assessment should be done based on this scheme. The final certification and acceptance of term work ensures satisfactory performance of laboratory work and minimum passing marks in term work. Practical and Oral exam will be based on the entire syllabus.



**Suggested List of Experiments:**

Sr. No.	Experiment Name
1	Obtain the transient response and time domain parameters for first and second order control systems. (using trainer kits or simulation)
2	Determine step and impulse response for Type '0', Type '1', and Type '2' systems. (Using trainer kits or simulation)
3	Determine root locus plot for second order system using simulation (MATLAB/ Scilab) and obtain controller domain specification parameters. (verify results theoretically)
4	Determine Bode plot using MATLAB/Scilab for second order control system and obtain frequency domain specification parameters. (verify results theoretically)
5	Analyze the effect of PI and PD controller on system performance (using trainer kits/MATLAB/Scilab)
6	Displacement measurement using LVDT.
7	Temperature measurement using thermistor, thermocouple and RTD.
8	Displacement measurement using capacitive transducer.
9	Pressure Measurement using Strain Gauge
10	Modification of Single channel DAS to Multichannel DAS
11	Demonstration of the SCADA system using open Source software
12	Design of 4-20 mA current loop
13	Use of any Industrial interface/BUS for effective communication.

**Note:**

*Suggested List of Experiments is indicative. However, flexibilities lies with individual course instructor to design and introduce new, innovative and challenging experiments, (limited to maximum 30% variation to the suggested list) from within the curriculum, so that, the fundamentals and applications can be explored to give greater clarity to the students and they can be motivated to think differently.*



Programme Structure for Bachelor of Engineering (B.E.) – Electronics and Computer Science (Rev. 2019) 'C' Scheme

Course Code	Course Name	Teaching Scheme			Credits Assigned			
		Theory	Practical	Tutorial	Theory	Practical	Tutorial	Total
ECL403	Microprocessors and Microcontrollers Lab	--	02	--	--	01	--	01

Course Code	Course Name	Examination Scheme						
		Theory Marks				Term Work	Practical & Oral	Total
		Internal assessment			End Sem. Exam			
		Test 1	Test 2	Avg. of Test 1 and Test 2				
ECL 403	Microprocessors and Microcontrollers Lab	-	-	-	-	25	25	50

**Laboratory Objectives:**

1. To write Assembly language programs for Microprocessors and Microcontrollers for various applications.
2. To know the importance of different peripheral devices and their interfacing to 8086 and 8051.

**Laboratory Outcomes:**

After successful completion of the laboratory students will be able to

1. To develop programming skills for Microprocessors and Microcontrollers
2. To interface various devices in Microprocessor and Microcontroller systems

**Term Work:**

At least 10 experiments covering entire syllabus of Microprocessors and Microcontrollers (ECC 404) should be set to have well predefined inference and conclusion. The experiments should be student centric and attempt should be made to make experiments meaningful and interesting. Simulation experiments are also encouraged. Experiments must be graded from time to time. The grades should be converted into marks as per the Credit and Grading System manual and should be added and averaged. The grading and term work assessment should be done based on this scheme. The final certification and acceptance of term work ensures satisfactory performance of laboratory work and minimum passing marks in term work. Practical and Oral exam will be based on the entire syllabus.






**Suggested List of Experiments:**

Sr. No.	Experiment Name
1	Arithmetic Operations(using 8086)
2	Logical Operations(using 8086)
3	BCD Operations(using 8086)
4	Arrange block of data in Ascending /Descending order (using 8086)
5	32 Bit multiplication (using 8086)
6	Password verification (using 8086)
7	String operations (Reversing of string and Palindrome) (using 8086)
8	Code conversions (using 8086)
9	Serial port programming of 8051
10	Applications of Timers of 8051
11	LCD Interfacing (using 8051)
12	Sensor interfacing using an ADC (using 8051)
13	Generation of different waveforms using DAC (using 8051)
14	Speed Control of DC Motor (using PWM) (using 8051)
15	Stepper Motor Interfacing (using 8051)

**Note:**

*Suggested List of Experiments is indicative. However, flexibilities lies with individual course instructor to design and introduce new, innovative and challenging experiments, (limited to maximum 30% variation to the suggested list) from within the curriculum, so that, the fundamentals and applications can be explored to give greater clarity to the students and they can be motivated to think differently.*



Programme Structure for Bachelor of Engineering (B.E.) – Electronics and Computer Science (Rev. 2019) 'C' Scheme

Course Code	Course Name	Teaching Scheme			Credits Assigned			
		Theory	Practical	Tutorial	Theory	Practical	Tutorial	Total
ECL 404	Skill Base Lab: Python Programming	--	01 <sup>s</sup> + 03	--	--	02	--	02

*§ One-hour theory per week for the complete class. (For simplifying its implementation, 2hrs. theory on alternate weeks can be conducted)*

Course Code	Course Name	Examination Scheme							
		Theory Marks					Term Work	Practical and Oral	Total
		Internal Assessment			End Sem. Exam	Exam duration Hours			
		Test 1	Test 2	Avg. of Test 1 and Test 2					
ECL404	Skill-Based Lab: Python Programming	--	--	--	--	--	50	--	50

**Course pre-requisite:**

ECL 304 – Skill Lab: C++ and Java Programming

**Course Objectives:**

1. Describe the core syntax and semantics of Python programming language.
2. Explore file handling in Python
3. Infer the Object-oriented Programming concepts in Python
4. Formulate GUI Programming and Databases operations in Python
5. Develop applications using variety of libraries and functions

**Course Outcomes:**


**After successful completion of the course student will be able to;**

1. Describe syntax and semantics in Python
2. Illustrate different file handling operations
3. Interpret object-oriented programming in Python
4. Design GUI Applications in Python
5. Express proficiency in the handling Python libraries for data science
6. Develop machine learning applications using Python.



Programme Structure for Bachelor of Engineering (B.E.) – Electronics and Computer Science (Rev. 2019) 'C' Scheme

Module No.	Unit No.	Content	Hrs.
1		<b>Introduction to Python</b>	06
	1.1	Introduction to Python, Installation and resources, Identifiers and Keywords, Comments, Indentation and Multi-lining, Variables (Local and Global), data types, Arithmetic, Comparative, Logical and Identity Operators, Bitwise Operators, Expressions, Print statement and Formats, Input Statements in python.	
	1.2	Strings, Lists, Tuples, Dictionaries, Sets, Accessing Elements, Properties, Operations and methods on these data structures.	
	1.3	Decision Flow Control Statement: if and else statement, Nested If statement, Loop Statement: While Loop, do and while loop, for loop statement, Continue, Break and pass Statement, Conditional Statements.	
2		<b>Functions and File I/O Handling</b>	06
	2.1	Functions: Built-in-functions, library functions, Defining and calling the functions, Return statements, Passing the arguments, Lambda Functions, Recursive functions, Modules and importing packages in python code.	
	2.2	File Input/Output: Files I/O operations, Read / Write Operations, File Opening Modes, with keywords, Moving within a file, Manipulating files and directories, OS and SYS modules.	
3		<b>Object Oriented Programming</b>	08
	3.1	Classes and Objects, Public and Private Members, Class Declaration and Object Creation, Object Initialization, Class Variables and methods, Accessing Object and Class Attributes.	
	3.2	Intricacies of Classes and Objects, Inheritance, Constructor in Inheritance, Exception Handling, Link list, Stack, Queues.	
4		<b>Graphical User Interface and Image processing</b>	08
	4.1	Graphical User Interface using Tkinter Library module, creating simple GUI; Buttons, Labels, entry fields, widget attributes.	
	4.2	Database: Sqlite database connection, Create, Append, update, delete records from database using GUI.	
	4.3	Basic Image Processing using OpenCV library, simple image manipulation using image module.	
5		<b>Numpy, Pandas, Matplotlib, Seaborn, Scipy</b>	10
	5.1	Introduction to Numpy, Creating and Printing Narray, Class and Attributes of Narray, Basic operation, Copy and view, Mathematical Functions of Numpy.	
	5.2	Introduction to Pandas, Understanding Dataframe, View and Select Data, Missing Values, Data Operations, File read and write operation.	
	5.3	Introduction to Matplotlib library, Line properties, Plots and subplots, Types of Plots, Introduction to Seaborn.	
	5.4	Introduction to Scipy, Scipy Sub packages – Integration and Optimization, Eigen values and Eigen Vectors, Statistic, Weave and IO.	



Programme Structure for Bachelor of Engineering (B.E.) – Electronics and Computer Science (Rev. 2019) 'C' Scheme

6	<b>Python Applications</b>		10
	6.1	GUI based applications	
	6.2	Applications in Image Processing, Networking	
	6.3	Machine Learning, Linear Regression, Logistic Regression	
	6.4	Classification using K nearest neighbor	
	6.5	Support Vector Machines	
<b>Total</b>			<b>48</b>

**Text Books:**

1. Yashvant Kanetkar, “Let us Python: Python is Future, Embrace it fast”, BPB Publications; 1<sup>st</sup> edition (8 July 2019).
2. Dusty Phillips, “Python 3 object-oriented Programming”, Second Edition PACKT Publisher, August 2015.
3. John Grayson, “Python and Tkinter Programming”, Manning Publications (1 March 1999).
4. Core Python Programming, Dr. R. Nageswara Rao, Dreamtech Press
5. Beginning Python: Using Python 2.6 and Python 3.1. James Payne, Wrox publication
6. Introduction to computing and problem solving using python, E Balagurusamy, McGraw Hill Education

**Reference books:**

1. Eric Matthes, “Python Crash Course A hands-on, Project Based Introduction to programming” No Starch Press; 1st edition (8 December 2015).
2. Paul Barry, “Head First Python” O’Reilly; 2nd edition (16 December 2016)
3. Zed A. Shaw, “Learn Python the Hard Way: A Very Simple Introduction to the Terrifyingly
4. Beautiful World of Computers and Code”, Addison Wesley; 3rd edition (1 October 2013).
5. Andreas C. Mueller, “Introduction to Machine Learning with Python”, O’Reilly; 1st edition (7 October 2016)
6. David Beazley, Brian K. Jones, “Python Cookbook: Recipes for Mastering Python 3”, O’Reilly Media; 3rd edition (10 May 2013).
7. Bhaskar Chaudhary, “Tkinter GUI Application Development Blueprints: Master GUI
8. Programming in Tkinter as you design, implement, and deliver 10 real world application”, Packt Publishing (November 30, 2015)

**Software Tools:**

- Python IDE: <https://www.python.org/downloads/>
- Anaconda Environment: <https://www.anaconda.com/distribution/>

**Online Repository:**

1. Github
2. Python 3 Documentation: <https://docs.python.org/3/>



Programme Structure for Bachelor of Engineering (B.E.) – Electronics and Computer Science (Rev. 2019) 'C' Scheme


3. "The Python Tutorial", <http://docs.python.org/release/3.0.1/tutorial/>
4. <http://spoken-tutorial.org>
5. Python 3 Tkinter library Documentation: <https://docs.python.org/3/library/tk.html>
6. Numpy Documentation: <https://numpy.org/doc/>
7. Pandas Documentation: <https://pandas.pydata.org/docs/>
8. Matplotlib Documentation: <https://matplotlib.org/3.2.1/contents.html>
9. Scipy Documentation: <https://www.scipy.org/docs.html>
10. Machine Learning Algorithm Documentation: <https://scikit-learn.org/stable/>
11. <https://nptel.ac.in/courses/106/106/106106182/>

Sr. No.	-Problem Statement	Module No.
1	<ol style="list-style-type: none"> <li>1. Write python programs to understand expressions, variables, quotes, basic math operations, list, tuples, dictionaries, arrays etc.</li> <li>2. Write Python program to implement byte array, range, set and different STRING Functions (len, count, lower, sorted etc)</li> <li>3. Write Python program to implement control structures.</li> <li>4. Assume a suitable value for distance between two cities (in km).</li> <li>5. Write a program to convert and print this distance in meters, feet, inches and centimeter.</li> <li>6. Write a program to carry out the following operations on the given set</li> <li>7. <math>s = \{10, 2, -3, 4, 5, 88\}</math> <ol style="list-style-type: none"> <li>a) Number of items in sets s</li> <li>b) Maximum element in sets s</li> <li>c) Minimum element in sets s</li> <li>d) Sum of all elements in sets s</li> <li>e) Obtain a new sorted set from s, set s remaining unchanged</li> <li>f) Report whether 100 is an element of sets s</li> <li>g) Report whether -3 is not an element of sets s.</li> </ol> </li> </ol>	Module 1
2	<ol style="list-style-type: none"> <li>1. Write python program to understand different File handling operations</li> <li>2. Create 3 lists – a list of names, a list of ages and a list of salaries.</li> <li>3. Generate and print a list of tuples containing name, age and salary from the 3 lists. From this list generate 3 tuples – one containing all names, another containing all ages and third containing all salaries.</li> </ol>	Module 2
3	<ol style="list-style-type: none"> <li>1. Write Python program to implement classes, object, Static method and inner class</li> <li>2. If any integer is given as in input through the keyboard, write a program to find whether it is odd or even number.</li> <li>3. If ages of Ram, Shyam, and Ajay are given as an input through the keyboard, write a program to determine the youngest of the three.</li> <li>4. Write a program that prints square root and cube root of numbers from 1 to 10, up to 4 decimal places. Ensure that the output is displayed in separate lines, with number center-justified and square and cube roots right-justified.</li> </ol>	Module 3



Programme Structure for Bachelor of Engineering (B.E.) – Electronics and Computer Science (Rev. 2019) 'C' Scheme

	<ol style="list-style-type: none"> <li>5. Write a program to find the factorial value of any number entered through the keyboard.</li> <li>6. Write a program that defines a function <code>count_lower_upper( )</code> that accepts a string and calculates the number of uppercase and lowercase alphabets in it. It should return these values as a dictionary. Call this function for some sample strings.</li> <li>7. A 5-digit positive integer is entered through the keyboard, write a recursive function to calculate sum of digits of 5-digit number.</li> </ol>	
4	<ol style="list-style-type: none"> <li>1. Write Python program to create, append, update, delete records from database using GUI.</li> <li>2. Write Python program to obtain histogram of any image</li> <li>3. Write Python Program to split color image in R,G,B and obtain             <ol style="list-style-type: none"> <li>a. individual histograms.</li> </ol> </li> <li>4. Write Python program for histogram equalization</li> <li>5. Write Python Program for edge detection</li> <li>6. Write Python Program for image segmentation</li> <li>7. Write Python program to implement GUI Canvas application using Tkinter</li> <li>8. Write Python program to implement GUI Frame application using Tkinter</li> </ol>	Module 4
5	<ol style="list-style-type: none"> <li>1. Write Python program to study define, edit arrays and perform arithmetic operations.</li> <li>2. Write python program to study selection, indexing, merging, joining, concatenation in data frames</li> <li>3. Evaluate the dataset containing the GDPs of different countries to:             <ol style="list-style-type: none"> <li>a) Find and print the name of the country with the highest GDP</li> <li>b) Find and print the name of the country with the lowest GDP</li> <li>c) Print text and input values iteratively</li> <li>d) Print the entire list of the countries with their GDPs</li> <li>e) Print the highest GDP value, lowest GDP value, mean GDP value, standardized GDP value, and the sum of all the GDPs</li> </ol> </li> <li>4. Analyze the Federal Aviation Authority (FAA) dataset using Pandas to do the following:             <ol style="list-style-type: none"> <li>a) View: aircraft make name, state name, aircraft model name, text information, flight phase, event description type, fatal flag</li> <li>b) Clean the dataset and replace the fatal flag NaN with "No".</li> <li>c) Find the aircraft types and their occurrences in the dataset</li> <li>d) Remove all the observations where aircraft names are not available</li> <li>e) Display the observations where fatal flag is "Yes"</li> </ol> </li> <li>5. Analyze the "auto mpg data" and draw a pair plot using seaborn library for mpg, weight, and origin.             <ol style="list-style-type: none"> <li>(a) Origin: This dataset was taken from the StatLib library maintained at Carnegie Mellon University.                 <ul style="list-style-type: none"> <li>• Number of Instances: 398</li> <li>• Number of Attributes: 9 including the class attribute</li> <li>• Attribute Information:</li> <li>• mpg: continuous</li> <li>• cylinders: multi-valued discrete</li> <li>• displacement: continuous</li> </ul> </li> </ol> </li> </ol>	Module 5



Programme Structure for Bachelor of Engineering (B.E.) – Electronics and Computer Science (Rev. 2019) 'C' Scheme

	<ul style="list-style-type: none"> <li>• horsepower: continuous</li> <li>• weight: continuous</li> <li>• acceleration: continuous</li> <li>• model year: multi-valued discrete</li> <li>• origin: multi-valued discrete</li> <li>• car name: string (unique for each instance)</li> </ul> <p>6. Write python program to use SciPy to solve a linear algebra problem.</p> <p>7. There is a test with 30 questions worth 150 marks. The test has two types of questions:</p> <ol style="list-style-type: none"> <li>1. True or false – carries 4 marks each</li> <li>2. Multiple-choice – carries 9 marks each.</li> </ol> <p>Find the number of true or false and multiple-choice questions.</p>	
6	<ol style="list-style-type: none"> <li>1. Write python program to study linear regression</li> <li>2. Write python program to study multiple linear regression</li> <li>3. Write python program to study logistic regression</li> <li>4. Write python program to study Support Vector Machine</li> <li>5. Write python program to study decision tree algorithm</li> <li>6. Write python program to study two-way communication between client and server.</li> </ol>	Module 6

**Suggested list of course projects:**

- Speed typing Test using Python
- Music player in Python
- Calculator app using tkinter
- Train announcement system using python
- Dice rolling simulator
- Expense tracker
- Contact book using python
- Develop classification model using freely available datasets
- Develop python application for sentiment analysis

**Note:**

*Suggested List of Experiments is indicative. However, flexibility lies with individual course instructor to design and introduce new, innovative and challenging experiments, (limited to maximum 30% variation to the suggested list) from within the curriculum, so that, the fundamentals and applications can be explored to give greater clarity to the students and they can be motivated to think differently.*

**Term Work:**

At least 12 experiments and 1 course project should be performed. Term work assessment must be based on the overall performance of the student with every experiment graded from time to time. The grades will be converted to marks as per "Credit and Grading System" manual and should be added and averaged. Based on above scheme grading and term work assessment should be done.



Programme Structure for Bachelor of Engineering (B.E.) – Electronics and Computer Science (Rev. 2019) 'C' Scheme

Course Code	Course Name	Credits
ECM 401	Mini Project - 1B	02

Course Code	Course Name	Examination Scheme							
		Theory Marks					Term Work	Practical/ Oral	Total
		Internal Assessment			End Sem. Exam	Exam duration Hours			
		Test 1	Test 2	Avg. of Test 1 and Test 2					
ECM 401	Mini Project-1B	--	--	--	--	--	25	25	50


**Objectives**

1. To acquaint with the process of identifying the needs and converting it into the problem.
2. To familiarize the process of solving the problem in a group.
3. To acquaint with the process of applying basic engineering fundamentals to attempt solutions to the problems.
4. To inculcate the process of self-learning and research.

**Outcomes:**

**Learner will be able to...**

1. Identify problems based on societal /research needs.
2. Apply Knowledge and skill to solve societal problems in a group.
3. Develop interpersonal skills to work as member of a group or leader.
4. Draw the proper inferences from available results through theoretical/ experimental/simulations.
5. Analyse the impact of solutions in societal and environmental context for sustainable development.
6. Use standard norms of engineering practices
7. Excel in written and oral communication.
8. Demonstrate capabilities of self-learning in a group, which leads to life long learning.
9. Demonstrate project management principles during project work.





### Guidelines for Mini Project

- Students shall form a group of 3 to 4 students, while forming a group shall not be allowed less than three or more than four students, as it is a group activity.
- Students should do survey and identify needs, which shall be converted into problem statement for mini project in consultation with faculty supervisor/head of department/internal committee of faculties.
- Students shall submit implementation plan in the form of Gantt/PERT/CPM chart, which will cover weekly activity of mini project.
- A log book to be prepared by each group, wherein group can record weekly work progress, guide/supervisor can verify and record notes/comments.
- Faculty supervisor may give inputs to students during mini project activity; however, focus shall be on self-learning.
- Students in a group shall understand problem effectively, propose multiple solution and select best possible solution in consultation with guide/ supervisor.
- Students shall convert the best solution into working model using various components of their domain areas and demonstrate.
- The solution to be validated with proper justification and report to be compiled in standard format of University of Mumbai.
- With the focus on the self-learning, innovation, addressing societal problems and entrepreneurship quality development within the students through the Mini Projects, it is preferable that a single project of appropriate level and quality to be carried out in two semesters by all the groups of the students. i.e. Mini Project 1 in semester III and IV. Similarly, Mini Project 2 in semesters V and VI.
- However, based on the individual students or group capability, with the mentor's recommendations, if the proposed Mini Project adhering to the qualitative aspects mentioned above gets completed in odd semester, then that group can be allowed to work on the extension of the Mini Project with suitable improvements/modifications or a completely new project idea in even semester. This policy can be adopted on case by case basis.

### Guidelines for Assessment of Mini Project:

#### Term Work

- The review/ progress monitoring committee shall be constituted by head of departments of each institute. The progress of mini project to be evaluated on continuous basis, minimum two reviews in each semester.
- In continuous assessment focus shall also be on each individual student, assessment based on individual's contribution in group activity, their understanding and response to questions.
- Distribution of Term work marks for both semesters shall be as below;
  - Marks awarded by guide/supervisor based on log book : 10
  - Marks awarded by review committee : 10
  - Quality of Project report : 05

**Review/progress monitoring committee may consider following points for assessment based on either one year or half year project as mentioned in general guidelines.**



**One-year project:**

- In first semester entire theoretical solution shall be ready, including components/system selection and cost analysis. Two reviews will be conducted based on presentation given by students group.
  - First shall be for finalisation of problem
  - Second shall be on finalisation of proposed solution of problem.
- In second semester expected work shall be procurement of components/systems, building of working prototype, testing and validation of results based on work completed in an earlier semester.
  - First review is based on readiness of building working prototype to be conducted.
  - Second review shall be based on poster presentation cum demonstration of working model in last month of the said semester.

**Half-year project:**


- In this case in one semester students' group shall complete project in all aspects including,
  - Identification of need/problem
  - Proposed final solution
  - Procurement of components/systems
  - Building prototype and testing
- Two reviews will be conducted for continuous assessment,
  - First shall be for finalisation of problem and proposed solution
  - Second shall be for implementation and testing of solution.

**Assessment criteria of Mini Project:**

**Mini Project** shall be assessed based on following criteria;

1. Quality of survey/ need identification
2. Clarity of Problem definition based on need.
3. Innovativeness in solutions
4. Feasibility of proposed problem solutions and selection of best solution
5. Cost effectiveness
6. Societal impact
7. Innovativeness
8. Cost effectiveness and Societal impact
9. Full functioning of working model as per stated requirements
10. Effective use of skill sets
11. Effective use of standard engineering norms
12. Contribution of an individual's as member or leader
13. Clarity in written and oral communication

- In **one year, project**, first semester evaluation may be based on first six criteria's and remaining may be used for second semester evaluation of performance of students in mini project.
- In case of **half year project** all criteria's in generic may be considered for evaluation of performance of students in mini project.



**Guidelines for Assessment of Mini Project Practical/Oral Examination:**

- Report should be prepared as per the guidelines issued by the University of Mumbai.
- Mini Project shall be assessed through a presentation and demonstration of working model by the student project group to a panel of Internal and External Examiners preferably from industry or research organisations having experience of more than five years approved by head of Institution.
- Students shall be motivated to publish a paper based on the work in Conferences/students competitions.

**Mini Project** shall be assessed based on the following points;

1. Quality of problem and Clarity
2. Innovativeness in solutions
3. Cost effectiveness and Societal impact
4. Full functioning of working model as per stated requirements
5. Effective use of skill sets
6. Effective use of standard engineering norms
7. Contribution of an individual's as member or leader
8. Clarity in written and oral communication

