



Syllabus Authentication Request and Distribution Form

Syllabus Identity
(to be filled by librarian)

University : University of Mumbai Academic Council Item Date : 14/07/2016 Number : 4.64
Degree : Bachelor of Engineering Branch : All Total Number of Pages : 45
Scheme : CBGS Year : FE / SE / TE / BE / ME of 2016-17 Semester: I and II
Received Through University Courier [] Received Through Downloading from University Website []
Librarian Name : A.G. Mane Signature :  Date : 25/07/2016

Syllabus Marked to Head of Department for Authentication

Head, Department of Applied Sciences, Mathematics & Humanities Engineering is requested to get the syllabus authenticated and submit back to the Principal.

Principal Signature :  Date : 25/07/2016


Authentication Certificate

- Syllabus has been verified with the University of Mumbai website.
- Certified that this syllabus is an authentic syllabus of the University of Mumbai for the concerned year.
- Submitted to the Principal.

HOD Name : Dr. M. Vashista Signature :  Date : 25/7/16

Authenticated Syllabus Marked to the Concerned Head of Department for Distribution to Faculty Members

Head, Department of Applied Sciences & Humanities Engineering is requested to distribute the authenticated syllabus of the University of Mumbai to concerned faculty members for teaching purposes.

Principal Signature :  Date : 02/08/2016

AC 14/7/2016, Item No. 4.64


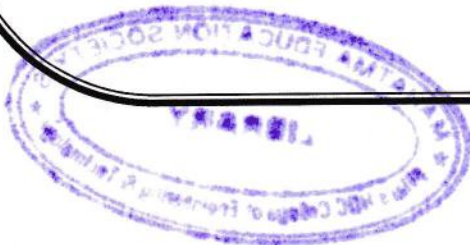
UNIVERSITY OF MUMBAI



Bachelor of Engineering

First Year Engineering (Semester I & II), Revised course
(REV- 2016) from Academic Year 2016 – 17,
(Common for All Branches of Engineering)

**(As per Choice Based Credit and Grading System
with effect from the academic year 2016–2017)**




From Coordinator's Desk:-

To meet the challenge of ensuring excellence in engineering education, the issue of quality needs to be addressed, debated taken forward in a systematic manner. Accreditation is the principal means of quality assurance in higher education. The major emphasis of accreditation process is to measure the outcomes of the program that is being accredited. In line with this Faculty of Technology of University of Mumbai has taken a lead in incorporating philosophy of outcome based education in the process of curriculum development.

Faculty of Technology, University of Mumbai, in one of its meeting unanimously resolved that, each Board of Studies shall prepare some Program Educational Objectives (PEO's) give freedom to affiliated Institutes to add few (PEO's) course objectives course outcomes to be clearly defined for each course, so that all faculty members in affiliated institutes understand the depth approach of course to be taught, which will enhance learner's learning process. It was also resolved that, maximum senior faculty from colleges experts from industry to be involved while revising the curriculum. I am happy to state that, each Board of studies has adhered to the resolutions passed by Faculty of Technology, developed curriculum accordingly. In addition to outcome based education, **Choice Based Credit and Grading System** is also introduced to ensure quality of engineering education.

Choice Based Credit and Grading System enables a much-required shift in focus from teacher-centric to learner-centric education since the workload estimated is based on the investment of time in learning not in teaching. It also focuses on continuous evaluation which will enhance the quality of education. University of Mumbai has taken a lead in implementing the system through its affiliated Institutes Faculty of Technology has devised a transparent credit assignment policy adopted ten points scale to grade learner's performance. Credit grading based system was implemented for First Year of Engineering from the academic year 2016-2017. Subsequently this system will be carried forward for Second Year Engineering in the academic year 2017-2018, for Third Year Final Year Engineering in the academic years 2018-2019, 2019-2020, respectively.


Dr. S. K. Ukarande
Co-ordinator,
Faculty of Technology,
Member - Academic Council
University of Mumbai, Mumbai



**Program Structure for
First Year Engineering (Semester I & II)
Mumbai University
(With Effect from 2016-2017)**


Semester I

Course Code	Course Name	Teaching Scheme (Contact Hours)			Credits Assigned				
		Theory	Pract.	Tut.	Theory	TW/Pract	Tut.	Total	
FEC101	Applied Mathematics-I	04	-	01	04	-	01	05	
FEC102	Applied Physics-I	03	01	-	03	0.5	-	3.5	
FEC103	Applied Chemistry -I	03	01	-	03	0.5	-	3.5	
FEC104	Engineering Mechanics	05	02	-	05	01	-	06	
FEC105	Basic Electrical Engineering	04	02	-	04	01	-	05	
FEC106	Environmental studies	02	-	-	02	-	-	02	
FEL101	Basic Workshop Practice-I	-	04	-	-	02	-	02	
Total		21	10	01	21	05	01	27	
		Examination Scheme							
Course Code	Course Name	Theory				Term Work	Pract	Oral	Total
		Internal Assessment			End Sem Exam				
		Test1	Test2	Avg					
FEC101	Applied Mathematics-I	20	20	20	80	25	-	-	125
FEC102	Applied Physics-I	15	15	15	60	25	-	-	100
FEC103	Applied Chemistry -I	15	15	15	60	25	-	-	100
FEC104	Engineering Mechanics	20	20	20	80	25	-	25	150
FEC105	Basic Electrical Engineering	20	20	20	80	25	-	25	150
FEC106	Environmental studies	15	15	15	60	-	-	-	75
FEL101	Basic Workshop Practice-I	-	-	-	-	50	-	-	50
Total				105	420	175		50	750



Semester II

Course Code	Course Name	Teaching Scheme (Contact Hours)			Credits Assigned				
		Theory	Pract.	Tut.	Theory	TW/Pract	Tut.	Total	
FEC201	Applied Mathematics-II	04	-	01	04	-	01	05	
FEC202	Applied Physics-II	03	01	-	03	0.5	-	3.5	
FEC203	Applied Chemistry -II	03	01	-	03	0.5	-	3.5	
FEC204	Engineering Drawing	03	04	-	03	02	-	05	
FEC205	Structured Programming Approach	04	02	-	04	01	-	05	
FEC206	Communication Skills	02	02	-	02	01	-	03	
FEL201	Basic Workshop Practice-II	-	04	-	-	02	-	02	
Total		19	14	01	19	07	01	27	
		Examination Scheme							
Course Code	Course Name	Theory				Term Work	Pract	Oral	Total
		Internal Assessment			End Sem Exam				
		Test1	Test2	Avg					
FEC201	Applied Mathematics-II	20	20	20	80	25	-	-	125
FEC202	Applied Physics-II	15	15	15	60	25	-	-	100
FEC203	Applied Chemistry -II	15	15	15	60	25	-	-	100
FEC204	Engineering Drawing	15	15	15	60	25	50	-	150
FEC205	Structured Programming Approach	20	20	20	80	25	25	-	150
FEC206	Communication Skills	10	10	10	40	25	-	-	75
FEL201	Basic Workshop Practice-II	-	-	-	-	50	-	-	50
Total				95	380	200	75	-	750



Course Code	Course Name	Teaching Scheme (Contact Hours)			Credits Assigned			
		Theory	Pract.	Tut.	Theory	TW/Pract	Tut.	Total
FEC101	Applied Mathematics-I	04	-	01	04	-	01	05

Course Code	Course Name	Examination Scheme								
		Theory				End Sem Exam	Term Work	Pract	Oral	Total
		Internal Assessment			Av of Test 1 & 2					
		Test1	Test2	Av of Test 1 & 2		End Sem Exam	Term Work	Pract	Oral	Total
FEC101	Applied Mathematics-I	20	20	20	80	25	-	-	125	

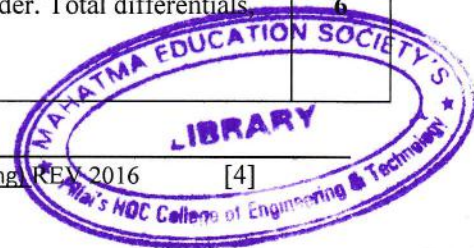
Objectives

1. To provide students with sound foundation in applied mathematics to solve real life problems in industry.
2. To provide hands on experience in using Scilab software to handle real life problems.

Outcomes: Learner will be able to...

1. Apply the concepts of complex numbers to the engineering problems.
2. Apply the knowledge of nth order derivatives of standard functions to engineering problems.
3. Apply the principles of basic operations of matrices to the engineering problems.
4. Apply the basic principles of partial differentiation to engineering problems.
5. Apply concepts of partial differentiation (maxima and minima, Jacobian), expansion of functions as an application of successive differentiation.
6. Apply SCILAB programming techniques to model problems based on solution of simultaneous linear algebraic equations.

Module	Detailed Contents	Hrs.
01	Complex Numbers Pre-requisite: Review of Complex Numbers-Algebra of Complex Number, Different representations of a Complex number and other definitions, D'Moivre's Theorem. 1.1. Powers and Roots of Exponential and Trigonometric Functions.	3
	1.2. Expansion of $\sin^n \theta$, $\cos^n \theta$ in terms of sines and cosines of multiples of θ and Expansion of $\sin n\theta$, $\cos n\theta$ in powers of $\sin\theta$, $\cos\theta$	2
	1.3. Circular functions of complex number and Hyperbolic functions. Inverse Circular and Inverse Hyperbolic functions. Separation of real and imaginary parts of all types of Functions.	4
02	Logarithm of Complex Numbers , Successive Differentiation 2.1 Logarithmic functions, Separation of real and Imaginary parts of Logarithmic Functions.	4
	2.2 Successive differentiation: nth derivative of standard functions. Leibnitz's Theorem (without proof) and problems	4
03	Matrices Pre-requisite: Inverse of a matrix, addition, multiplication and transpose of a matrix Types of Matrices (symmetric, skew-symmetric, Hermitian, Skew Hermitian, Unitary, Orthogonal Matrices and properties of Matrices). Rank of a Matrix using Echelon forms, reduction to normal form, PAQ in normal form, system of homogeneous and non – homogeneous equations, their consistency and solutions. Linear dependent and independent vectors. Application of inverse of a matrix to coding theory.	9
04	Partial Differentiation 4.1 Partial Differentiation: Partial derivatives of first and higher order. Total differentials, differentiation of composite and implicit functions.	6



	4.2. Euler's Theorem on Homogeneous functions with two and three independent variables (with proof).Deductions from Euler's Theorem	3
05	Applications of Partial Differentiation , Expansion of Functions	
	5.1 Maxima and Minima of a function of two independent variables, Jacobian. 5.2 Taylor's Theorem (Statement only) and Taylor's series, Maclaurin's series (Statement only).Expansion of e^x , $\sin(x)$, $\cos(x)$, $\tan(x)$, $\sinh(x)$, $\cosh(x)$, $\tanh(x)$, $\log(1+x)$, $\sin^{-1}(x)$, $\cos^{-1}(x)$, $\tan^{-1}(x)$, Binomial series.	4 4
06	Indeterminate forms, Numerical Solutions of Transcendental Equations and System of Linear Equations	
	6.1 Indeterminate forms, L- Hospital Rule, problems involving series.	2
	6.2 Solution of Transcendental Equations: Solution by Newton Raphson method and Regula –Falsi Equation.	4
	6.3 Solution of system of linear algebraic equations, by (1) Gauss Elimination Method, (2) Gauss Jacobi Iteration Method, (3) Gauss Seidal Iteration Method. (Scilab programming for above methods is to be taught during lecture hours)	3

Term Work:

General Instructions:

1. Batch wise tutorials are to be conducted. The number of students per batch should be as per University pattern for practicals.
2. Students must be encouraged to write Scilab Programs in tutorial class only. Each Student has to write at least 4 Scilab tutorials (including print out) and at least 6 class tutorials on entire syllabus.
3. SciLab Tutorials will be based on (i) Gauss Elimination Method (ii) Gauss Seidal Iteration method (iii) Gauss Jacobi Iteration Method (iv) Newton Raphson Method (v) Regula –Falsi method (vi) Maxima and Minima of functions of two variables

The distribution of Term Work marks will be as follows -

1. Attendance (Theory and Tutorial) : 05 marks
2. Class Tutorials on entire syllabus : 10 marks
3. SciLab Tutorials : 10 marks



Assessment:

Internal Assessment Test:

Assessment consists of two class tests of 20 marks each. The first class test is to be conducted when approx. 40% syllabus is completed and second class test when additional 35% syllabus is completed. Duration of each test shall be one hour.

End Semester Theory Examination:

1. Question paper will comprise of total 06 questions, each carrying 20 marks.
2. Total 04 questions need to be solved.
3. Question No: 01 will be compulsory and based on entire syllabus wherein sub-questions of 2 to 5 marks will be asked.
4. Remaining questions will be randomly selected from all the modules.
5. Weightage of each module will be proportional to number of respective lecture hrs as mentioned in the syllabus.



References:

1. A text book of Applied Mathematics, P.N.Wartikar and J.N.Wartikar, Vol – I and –II by Pune VidyarthiGraha.
2. Higher Engineering Mathematics, Dr.B.S.Grewal, Khanna Publication
3. Advanced Engineering Mathematics, Erwin Kreyszig, Wiley Eastern Limited, 9thEd.
4. Matrices, Shanti Narayan.S. Chand publication
5. Numerical Methods, Dr. P. Kandasamy , S. Chand Publication
6. Howard Anton and Christ Rorres. Elementary Linear Algebra Application Version. 6th edition. John Wiley & Sons, INC.
7. Eisenberg, Murray. Hill Ciphers and Modular Linear Algebra. 3 Nov 1999 (accessed November - 2 December 2001)
8. <<http://www.math.umass.edu/~murray/Hillciph.pdf>>



Course Code	Course Name	Teaching Scheme (Contact Hours)			Credits Assigned			
		Theory	Pract.	Tut.	Theory	TW/Pract	Tut.	Total
FEC102	Applied Physics – I	03	01	--	03	0.5	--	3.5

Course Code	Course Name	Examination Scheme								
		Theory				End Sem Exam	Term Work	Pract	Oral	Total
		Internal Assessment			Av of Test 1 & 2					
		Test1	Test2							
FEC102	Applied Physics – I	15	15	15	60	25	--	--	100	

Objectives

1. To impart knowledge of basic concepts in applied physics.
2. To provide the knowledge and methodology necessary for solving problems in the field of engineering.

Outcomes: Learner will be able to...

1. Apply the concepts of crystallography and to use XRD techniques for analysis of crystal structure.
2. Apply the knowledge of Quantum mechanics to uncertainty principle and motion of free particle.
3. To comprehend the basic concepts of semiconductor physics and apply the same to electronic devices.
4. Apply the knowledge of superconductivity to SQUID and Magnetic levitation.
5. Apply the reasons for Acoustic defects and use this in the proper design of a Hall/Auditorium.
6. Use the knowledge of Piezoelectric and Magnetostriction effect for production of ultrasonic waves and its application in various fields.

Module	Detailed Contents	Hrs.
01	CRYSTAL STRUCTURE Introduction to crystallography; Study of characteristics of unit cell of Diamond, ZnS, NaCl and HCP; Miller indices of crystallographic planes & directions; interplanar spacing; X-ray diffraction and Bragg's law; Determination of Crystal structure using Bragg's diffractometer; Frenkel and Schotkey crystal defects; Ionic crystal legancy (3,4,6,8); Liquid crystal phases.	07
02	QUANTUM MECHANICS Introduction, Wave particle duality; de Broglie wavelength; experimental verification of de Broglie theory; properties of matter waves; wave packet, phase velocity and group velocity; Wave function; Physical interpretation of wave function; Heisenberg's uncertainty principle; Electron diffraction experiment and Gama ray microscope experiment; Applications of uncertainty principle; Schrodinger's time dependent wave equation; time independent wave equation; Motion of free particle; Particle trapped in one dimensional infinite potential well.	09
03	SEMICONDUCTOR PHYSICS Splitting of energy levels for band formation; Classification of semiconductors(direct & indirect band gap, elemental and compound); Conductivity, mobility, current density (drift & diffusion) in semiconductors(n type and p type); Fermi Dirac distribution function; Fermi energy level in intrinsic & extrinsic semiconductors; effect of impurity concentration and temperature on fermi level; Fermi Level diagram for p-n junction(unbiased, forward bias, reverse bias); Breakdown mechanism (zener&avalanchy), Hall Effect	14

	Applications of semiconductors: Rectifier diode, LED, Zener diode, Photo diode, Photovoltaic cell, BJT, FET, SCR., MOSFET	
04	SUPERCONDUCTIVITY Introduction, Meissner Effect; Type I and Type II superconductors; BCS Theory (concept of Cooper pair); Josephson effect Applications of superconductors- SQUID, MAGLEV	03
05	ACOUSTICS Conditions of good acoustics; Reflection of sound(reverberation and echo); absorption of sound; absorption coefficient; Sabine's formula; Acoustic Design of a hall; Common Acoustic defects and acoustic materials	03
06	ULTRASONICS Ultrasonic Wave generation; Magnetostriction Oscillator; Piezoelectric Oscillator; Applications of ultrasonic: Eco sounding; NDT; ultrasonic cleaning(cavitation); ultrasonic sensors; Industrial applications of ultrasonic(soldering, welding, cutting, drilling)	03

Suggested Experiments: (Any five)

1. Study of Diamond, ZnS, NaCl crystal structure.
2. Study of HCP structure.
3. Study of Miller Indices, Plane and direction.
4. Study of Hall Effect.
5. Determination of energy band gap of semiconductor.
6. Study of Ultrasonic Distance Meter.
7. Study of I / V characteristics of Zener diode.
8. Determination of 'h' using Photo cell.
9. Study of I / V characteristics of semiconductor diode

The distribution of Term Work marks will be as follows –

1. Attendance (Theory and Practical) : 05 marks
2. Assignments : 10 marks
3. Laboratory work (Experiments and Journal) : 10 marks


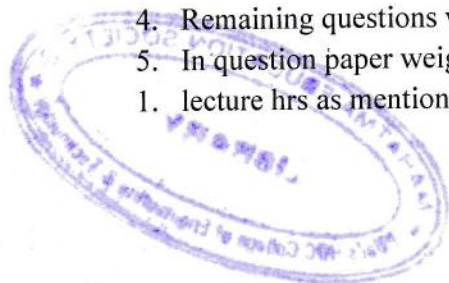
Assessment:

Internal Assessment Test:

Assessment consists of two class tests of 15 marks each. The first class test is to be conducted when approx. 40% syllabus is completed and second class test when additional 35% syllabus is completed. Duration of each test shall be one hour.

End Semester Theory Examination:

1. Question paper will comprise of total 06 questions, each carrying 15 marks.
2. Total 04 questions need to be solved.
3. Question No: 01 will be compulsory and based on entire syllabus wherein sub-questions of 2 to 3 marks will be asked.
4. Remaining questions will be randomly selected from all the modules.
5. In question paper weightage of each module will be proportional to number of respective lecture hrs as mentioned in the syllabus.



References:

1. A text book of Engineering Physics-Avadhanulu&Kshirsagar, S.Chand
2. Applied Solid State Physics –Ranikant, Wiley India
3. Solid State Electronic Devices- B. G. Streetman, Prentice Hall Publisher
4. Physics of Semiconductor Devices- S. M. Sze, John Wiley & sons publisher
6. Modern Engineering Physics – Vasudeva, S.Chand
7. Concepts of Modern Physics- ArtherBeiser, Tata McGraw Hill
8. Engineering Physics- V. Rajendran, Tata McGraw Hill
9. Introduction to Solid State Physics- C. Kittle, John Wiley & Sons publisher
10. Engineering Physics-H. K. Malik, McGraw Hill



Course Code	Course Name	Teaching Scheme (Contact Hours)			Credits Assigned			
		Theory	Pract.	Tut.	Theory	TW/Pract	Tut.	Total
FEC103	Applied Chemistry – I	03	01	--	03	0.5	--	3.5

Course Code	Course Name	Examination Scheme								
		Theory				End Sem Exam	Term Work	Pract	Oral	Total
		Internal Assessment			Av of Test 1 & 2					
Test1	Test2									
FEC103	Applied Chemistry – I	15	15	15	60	25	--	--	100	

Objectives

1. To provide necessary background in applied chemistry relevant to chemical industries.
2. To provide exposure in conducting experiments and interpret and report the results in professional format.

Outcomes: Learner will be able to...

1. Apply the knowledge of types of hardness of water and its estimation.
2. Apply the knowledge of various softening and disinfecting methods.
3. Apply the knowledge of various polymers, their synthesis, properties and uses along with their fabrication techniques.
4. Apply the knowledge of thermodynamics in studying different chemical systems in equilibrium obeying Gibb's phase rule.
5. Apply the knowledge of lubricants, types, properties and mechanisms to avoid frictional resistance.
6. Demonstrate the knowledge of Portland cement and carbon nanomaterials.

Module	Detailed Contents	Hrs.
01	Water Impurities in water, Hardness of water, Determination of Hardness of water by EDTA method and problems, Softening of water by Hot and Cold lime Soda method and numerical problems. Zeolite process and numerical problems. Ion Exchange process and numerical problems. Potable water standard as per BIS w.r.t. i) pH, ii) Alkalinity, iii) TDS, iv) Hardness; Drinking water or Municipal water -Treatments removal of microorganisms by adding Bleaching powder, Chlorination (no breakpoint chlorination), Disinfection by Ozone, Electrodialysis, Reverse osmosis, and Ultra filtration. BOD, COD- definition & significance, sewage treatment (only activated sludge process), Numerical problems related to COD.	12
02	Polymers Introduction to polymers, Classification, Types of polymerization, Thermoplastic and Thermosetting plastic; Compounding of plastic, Fabrication of plastic by Compression, Injection, Transfer and Extrusion moulding. Preparation, properties and uses of Phenol formaldehyde, PMMA, Kevlar. Effect of heat on the polymers (Glass transition temperature), Viscoelasticity. Conducting polymers, Engineering Plastics, Polymers in medicine and surgery. Rubbers : Natural rubber- latex, Drawbacks of natural rubber, Vulcanization of rubber, Preparation, properties and uses of Buna-S, Silicone and Polyurethane rubber.	12
03	Lubricants Introduction, Definition, Mechanism of lubrication, Classification of lubricants, Solid lubricants (graphite & Molybdenum disulphide), Semisolid lubricants, Liquid lubricants, Additives in blended Oils. Important properties of lubricants - Definition and significance of - Viscosity, Viscosity index, Flash and fire points, Cloud and pour points, Oxidation	07

	Emulsification, Acid value and numerical problems, Saponification value and numerical problems.	
04	Phase Rule Gibb's Phase Rule, Terms involved with examples, One Component System (Water), Reduced Phase Rule, Two Component System (Pb- Ag), Advantages and Limitations of Phase Rule.	04
05	Important Engineering Materials Cement – Manufacture of Portland Cement, Chemical Composition and Constitution of Portland Cement, Setting and Hardening of Portland Cement, Concrete, RCC and Decay. Nanomaterials, preparation (Laser and CVD) method, properties and uses of CNTS, Fullerene - properties and uses.	05

Suggested Experiments:

- 1) To determine total, temporary and permanent hardness of water sample.
- 2) Removal of hardness using ion exchange column.
- 3) To determine acid value of a lubricating oil.
- 4) To determine free acid pH of different solutions using pHmeter
- 5) To determine metal ion concentration using colorimeter.
- 6) To determine flash point and fire point of a lubricating oil
- 7) To determine Chloride content of water by Mohr's Method.
- 8) To determine melting point and /or glass transition temperature of a polymer
- 9) Molecular weight determination of polymers by Oswald Viscometer.
- 10) To determine the percentage of lime in cement.
- 11) Hardening and setting of cement using Vicat's apparatus
- 12) Determination of Viscosity of oil by Redwood Viscometer.

Term Work shall consist of minimum five experiments. The distribution of marks for term work shall be as follows:

- | | |
|---|------------|
| 1 Attendance (Practical and Theory) | : 05 marks |
| 2 Laboratory Work (Experiments and journal) | : 10 marks |
| 3 Assignments and Viva on practical's | : 10 marks |

Assessment:

Internal Assessment Test:

Assessment consists of two class tests of 15 marks each. The first class test is to be conducted when approx. 40% syllabus is completed and second class test when additional 35% syllabus is completed. Duration of each test shall be one hour.

End Semester Theory Examination:

1. Question paper will comprise of total 06 questions, each carrying 15 marks.
2. Total 04 questions need to be solved.
3. Question No: 01 will be compulsory and based on entire syllabus wherein sub-questions of 3 marks will be asked.
4. Remaining questions will be mixed in nature.(e.g. Suppose Q.2 has part (a) from module 3 then part (b) will be from any module other than module 3)
5. In question paper weightage of each module will be proportional to number of respective lecture hrs as mentioned in the syllabus.



References:

1. Engineering Chemistry - Jain& Jain (DhanpatRai)
2. Engineering Chemistry – Dara&Dara (S Chand)
3. Engineering Chemistry - Wiley India (ISBN – 9788126519880)
4. A Text Book of Engineering Chemistry – Shashi Chawla (DhanpatRai)



Course Code	Course Name	Teaching Scheme (Contact Hours)			Credits Assigned			
		Theory	Pract.	Tut.	Theory	TW/Pract	Tut.	Total
FEC104	Engineering Mechanics	05	02	-	05	01	-	06

Course Code	Course Name	Examination Scheme								
		Theory				End Sem Exam	Term Work	Pract	Oral	Total
		Internal Assessment			Av of Test 1 & 2					
		Test1	Test2							
FEC104	Engineering Mechanics	20	20	20	80	25	--	25	150	

Objectives

1. To acquaint the concept of equilibrium in two and three dimensional system.
2. To study and analyse motion of moving bodies.

Outcomes: Learner will be able to...

1. Illustrate the concept of force, moment and apply the same along with the concept of equilibrium in two and three dimensional systems with the help of FBD.
2. Demonstrate the understanding of Centroid and its significance and locate the same.
3. Correlate real life application to specific type of friction and estimate required force to overcome friction.
4. Establish relation between velocity and acceleration of a particle and analyse the motion by plotting the relation
5. Illustrate different types of motions and establish Kinematic relations for a rigid body
6. Analyse body in motion using force and acceleration, work-energy, impulse-momentum principles

Module	Detailed Contents	Hrs.
01	1.1 System of Coplanar Forces: Resultant of concurrent forces, parallel forces, non-concurrent Non-parallel system of forces, Moment of force about a point, Couples, Varignon's Theorem. Force couple system. Distributed Forces in plane.	05
	1.2 Centroid for plane Laminas.	04
02	2.1 Equilibrium of System of Coplanar Forces: Condition of equilibrium for concurrent forces, parallel forces and non-concurrent non-parallel general forces and Couples.	06
	2.2 Types of support: Loads, Beams, Determination of reactions at supports for various types of loads on beams. (Excluding problems on internal hinges)	03
	2.3 Analysis of plane trusses: By using Method of joints and Method of sections. (Excluding pin jointed frames).	05
03	3.1 Forces in space: Resultant of Non-coplanar Force Systems: Resultant of concurrent force system, parallel force system and non-concurrent non-parallel force system. Equilibrium of Non-coplanar Force Systems: Equilibrium of Concurrent force system, parallel force system and non-concurrent non-parallel force system.	05
	3.2 Friction: Introduction to Laws of friction, Cone of friction, Equilibrium of bodies on inclined plane Application to problems involving wedges, ladders.	
	1.3 Principle of virtual work: Applications on equilibrium mechanisms, pin jointed frames.	

04	4.1 Kinematics of a Particle: -Rectilinear motion, Velocity & acceleration in terms of rectangular co-ordinate system, Motion along plane curved path, Tangential & Normal component of acceleration, Motion curves (a-t, v-t, s-t curves), Projectile motion.	10
05	5.1 Kinematics of a Rigid Body :- Introduction to general plane motion, Instantaneous center of rotation for the velocity, velocity diagrams for bodies in plane motion.	06
06	6.1 Kinetics of a Particle: Force and Acceleration: -Introduction to basic concepts, D'Alembert's Principle, Equations of dynamic equilibrium, Newton's second law of motion.	04
	6.2 Kinetics of a Particle: Work and Energy: Principle of work and energy, Law of conservation of energy.	03
	6.3 Kinetics of a Particle: Impulse and Momentum: Principle of linear impulse and momentum. Law of conservation of momentum. Impact and collision.	03

List of Experiments:-

1. Polygon law of coplanar forces.
2. Non-concurrent non-parallel (General).
3. Bell crank lever.
4. Support reaction for beam.
5. Inclined plane (to determine coefficient of friction).
6. Collision of elastic bodies (Law of conservation of momentum).
7. Kinematics of particles
8. Kinetics of particles

Any other experiment based on above syllabus.



Term work:-

Term work shall consist of minimum six experiments (at least one experiments on Dynamics), assignments consisting numerical based on above syllabus, at least 3 numerical from each module.

The distribution of marks for term work shall be as follows:

- | | |
|---|------------|
| 1. Attendance (Theory and Practical) | : 05 marks |
| 2. Laboratory work (Experiment/ programs and journal) | : 10 marks |
| 3. Assignments | : 10 marks |

Assessment:

Internal Assessment Test:

Assessment consists of two class tests of 20 marks each. The first class test is to be conducted when approx. 40% syllabus is completed and second class test when additional 35% syllabus is completed. Duration of each test shall be one hour.

End Semester Theory Examination:

1. Question paper will comprise of total 06 questions, each carrying 20 marks.
2. Total 04 questions need to be solved.
3. Question No: 01 will be compulsory and based on entire syllabus wherein sub-questions of 2 to 5 marks will be asked.
4. Remaining questions will be mixed in nature. (e.g. Suppose Q.2 has part (a) from module 3 then part (b) will be from any module other than module 3)
5. In question paper weightage of each module will be proportional to number of respective lecture hrs as mentioned in the syllabus.

Oral Examination: - Oral examination will be based on entire syllabus

References:

1. Engineering Mechanics by R. C. Hibbeler.2
2. Engineering Mechanics by Beer & Johnston, Tata McGraw Hill
3. Engineering Mechanics by F. L. Singer, Harper & Row Publication
4. Engineering Mechanics by Macklin & Nelson, Tata McGraw Hill
5. Engineering Mechanics by Shaum Series,
6. Engineering Mechanics by A K Tayal, Umesh Publication.
7. Engineering Mechanics by Kumar, Tata McGraw Hill
8. Engineering Mechanics (Statics) by Meriam and Kraige, Wiley Books
9. Engineering Mechanics (Dynamics) by Meriam and Kraige, Wiley Books



Course Code	Course Name	Teaching Scheme (Contact Hours)			Credits Assigned			
		Theory	Pract.	Tut.	Theory	TW/Pract	Tut.	Total
FEC105	Basic Electrical Engineering	04	02	-	04	01	-	05

Course Code	Course Name	Examination Scheme								
		Theory				End Sem Exam	Term Work	Pract	Oral	Total
		Internal Assessment			Av of Test 1 & 2					
		Test1	Test2							
FEC105	Basic Electrical Engineering	20	20	20	80	25	--	25	150	

Objectives

1. To provide knowledge on fundamentals of D.C. circuits and its applications.
2. To impart knowledge on fundamentals of 1- Φ A.C. circuits and its applications.
3. To inculcate knowledge on the basic operation and the performance of 1- Φ transformer.
4. To impart knowledge on fundamentals of 3- Φ A.C. circuits and its applications.
5. To provide knowledge on fundamentals of DC machines.

Outcomes: Learner will be able to...

1. To evaluate D.C. circuits using network theorems.
2. To evaluate 1- Φ AC circuits.
3. To illustrate constructional features and operation of 1- Φ transformer.
4. To evaluate 3- Φ AC circuits.
5. To illustrate working principle of DC machines.
6. To conduct experiments on D.C. circuits and AC circuits.



Module	Detailed Contents	Hrs.
01	DC Circuits(Only Independent Sources): Kirchoff 's laws, Ideal and practical voltage and current source, Mesh and Nodal analysis, Super node and Super mesh analysis, Source transformation, Star-delta transformation, Superposition theorem, Thevenin's theorem, Norton's theorem, Maximum power transfer theorem, (Source transformation not allowed for Superposition theorem, Mesh and Nodal analysis).	18
02	AC Circuits: Generation of alternating voltage and currents, RMS and Average value, form factor, crest factor, AC through resistance, inductance and capacitance, R-L, R-C and R-L-C series and parallel circuits, phasor diagrams, power and power factor, series and parallel resonance, Q factor and bandwidth.	12
03	Three Phase Circuits: Three phase voltage and current generation, star and delta connections(balanced load only), relationship between phase and line currents and voltages, Phasor diagrams, Basic principle of wattmeter, measurement of power by one and two wattmeter methods.	06
04	Single Phase Transformer: Construction, working principle, emf equation, ideal and practical transformer, transformer on no load and on load, phasor diagrams, equivalent circuit, OC and SC test, regulation and efficiency.	12
05	DC Machines: Principle of operation of DC motors and DC generators, construction and classification of DC machines, emf equation.	04

Term work:

Term work consists of performing minimum 06 practical mentioned as below.

Final certification and acceptance of the term work ensures satisfactory performance of laboratory work.

The distribution of marks for term work shall be as follows:

Attendance (Theory and Practical)	: 05 marks
Laboratory work (Experiment/journal)	: 10 marks
Assignments	: 10 marks

List of laboratory experiments (Minimum Six):

1. Mesh and Nodal analysis.
2. Verification of Superposition Theorem.
3. Verification Thevenin's Theorem.
4. Study of R-L series and R-C series circuit.
5. R-L-C series resonance circuit
6. R-L-C parallel resonance circuit.
7. Relationship between phase and line currents and voltages in three phase system (star & delta)
8. Power and phase measurement in three phase system by one wattmeter method.
9. Power and phase measurement in three phase system by two wattmeter method.
10. OC and SC test on single phase transformer

Assessment:**Internal Assessment Test:**

Assessment consists of two class tests of 20 marks each. The first class test is to be conducted when approx. 40% syllabus is completed and second class test when additional 35% syllabus is completed. Duration of each test shall be one hour.

End Semester Theory Examination:


1. Question paper will comprise of total 06 questions, each carrying 20 marks.
2. Total 04 questions need to be solved.
3. Question No: 01 will be compulsory and based on entire syllabus wherein sub-questions of 2 to 3 marks will be asked.
4. Remaining questions will be mixed in nature.(e.g. Suppose Q.2 has part (a) from module 3 then part (b) will be from any module other than module 3)
5. In question paper weightage of each module will be proportional to number of respective lecture hrs as mentioned in the syllabus.

Text Books

1. V. N. Mittal and Arvind Mittal "Basic Electrical Engineering" Tata McGraw Hill, (Revised Edition)
2. "Electrical Engineering Fundamentals" by Vincent Del Toro, PHI Second edition, 2011
3. Edward Hughes: Electrical and Electrical Technology, Pearson Education (Tenth edition)
4. D P Kothari and I J Nagrath "Theory and Problems of Basic Electrical Engineering", PHI 13th edition 2011.

Reference Books:

1. B.L.Theraja "Electrical Engineering " Vol-I and II,
2. S.N.Singh, "Basic Electrical Engineering" PHI , 2011Book name and author



Course Code	Course Name	Teaching Scheme (Contact Hours)			Credits Assigned			
		Theory	Pract.	Tut.	Theory	TW/Pract	Tut.	Total
FEC106	Environmental Studies	02	--	--	02	--	--	02

Course Code	Course Name	Examination Scheme								
		Theory				End Sem Exam	Term Work	Pract	Oral	Total
		Internal Assessment			Av of Test 1 & 2					
		Test1	Test2							
FEC106	Environmental Studies	15	15	15	60	--	--	--	75	



Objectives

1. Creating the awareness about environmental problems among students.
2. Imparting basic knowledge about the environment and its allied problems.
3. Developing an attitude of concern for the environment.
4. Motivating students to participate in environment protection and environment improvement.
5. Acquiring skills to help the concerned individuals in identifying and solving environmental problems.

Outcomes: Learner will be able to...

1. Illustrate Depleting Nature of Environmental Resources, Global Environmental Crisis, Ecosystem concept.
2. Adapt to 3R (Reuse, Recovery, Recycle).
3. Study different control measures related to Environmental Pollution.
4. Illustrate and analyse various Case Studies related to Environmental Legislation.
5. Demonstrate the working of Renewable energy sources & Equipments.
6. Illustrate the Techniques of Disaster Management and Green Building.

Module	Detailed Contents	Hrs.
01	<p>Overview of Environmental Aspects:</p> <ul style="list-style-type: none"> • Definition, Scope and Importance of Environmental Study • Need for Public awareness of environmental education • Introduction to depletion of natural resources: Soil, Water, Minerals and Forests. • Global crisis related to – Population, water, sanitation & Land. <p>Ecosystem:</p> <ul style="list-style-type: none"> • Study of ecosystems : Forest, desert and aquatic (in brief). • Energy flow in Ecosystem, overview of Food Chain, Food Web and Ecological Pyramid. • Concept of ecological succession and its impact on human beings (in brief). <p>Case Study on Chipko Movement (Uttarakhand, India), (began in 1973).</p>	4
02	<p>Aspects of Sustainable Development:</p> <ul style="list-style-type: none"> • Concept and Definition of Sustainable Development. • Social, Economical and Environmental aspects of sustainable development. • Control measures: 3R (Reuse, Recovery, Recycle), • Resource utilization as per the carrying capacity (in brief). <p>Case Study on Narmada BachaoAndolan (Gujarat, India, in the mid and late 1980s).</p>	2



03	<p>Types of Pollution:</p> <ul style="list-style-type: none"> • Water pollution: Sources of water pollution and Treatment of Domestic and industrial waste water (with flow-diagram of the treatment), • Land Pollution: Solid waste, Solid waste management by land filling, composting and incineration • Air pollution: Sources of air pollution, Consequences of air pollution :- Greenhouse effect (Explanation with schematic diagram), Photochemical Smog (Explanation with chemical reaction). Cleaning of gaseous effluents to reduce air contaminants namely dust particle or particulate matters by using:- (i) Electrostatic precipitators (ii) Venturi scrubber (Schematic diagram and working). • Noise pollution: Sources, effects, threshold limit for different areas and control methods. • E-Pollution: Definition, Sources and effects. • Nuclear pollution: Sources and effects. <p>Case study on Water Pollution of Ganga River. Case study on London smog (U. K.)(December, 1952). Case Study of Fukushima Disaster (March, 2011).</p>	8
04	<p>Pollution Control Legislation:</p> <ul style="list-style-type: none"> • Functions and powers of Central and State Pollution Control Board. • Environmental Clearance, Consent and Authorization Mechanism. <p>Case Study of Dombivali MIDC- Boiler Blast Tragedy (Thane, Maharashtra, India), (May, 2016).</p>	3
05	<p>Renewable Sources of Energy:</p> <ul style="list-style-type: none"> • Importance of renewable sources of energy. • Principle and working with schematic diagram of :- (i) Solar Energy: (a) Flat plate collector and (b) Photovoltaic cell. (ii) Wind Energy: Wind Turbines. (iii) Hydropower: Hydropower generation from water reservoir of the dam. (iv) Geothermal Energy: Utilisation of underground sources of steam for power generation. 	4
06	<p>Technological Advances to overcome Environmental problems:</p> <ul style="list-style-type: none"> • Concept of Green Buildings, • Various indoor air pollutants and their effects on health. • Carbon Credit: Introduction and general concept. • Disaster Management: Techniques of Disaster Management to cope up with (i) Earthquake and (ii) Flood. <p>Case Study on Earthquake in Latur (Maharashtra, India), (September,1993). Case Study on Cloudburst and Landslides at Kedarnath (Uttarakhand, India), (June, 2013).</p>	5



Assessment:

Internal Assessment Test:

1. Each test will be of 15 marks.
2. At least one question will be based on case study. Candidate is expected to explain the salient features of the incident and suggest preventive measures.


End Semester Theory Examination:

1. Question paper will comprise of total six question, each carrying 15 marks.
2. Total four questions need to be solved.
3. Question Number One will be compulsory and it will be based on entire syllabus wherein sub-questions of 2 to 3 marks will be asked.
4. Remaining questions i.e. Q.2 to Q.6 will be mixed in nature and will be divided in three parts (a), (b) & (c) and they will belong to different modules.
5. In question paper, weight of each module will be proportional to number of respective lecture hours mentioned in the syllabus.



References:

1. Environmental Studies by Benny Joseph, TataMcGraw Hill.
2. Environmental Studies by R.Rajagopalan, Oxford University Press.
3. Environmental Studies by. AnanditaBasak, Pearson Education.
4. Essentials of Environmental Studies by Kurian Joseph &Nagendran, Pearson Education.
5. Fundamentals of Environmental Studies by Varadbal G. Mhatre, Himalaya Publication House.
6. Perspective of Environmental Studies, by Kaushik and Kaushik,New Age International.
7. Renewable Energy by Godfrey Boyle, Oxford Publications.
8. Textbook of Environmental Studies by Dave and Katewa, Cengage Learning.
9. Textbook of Environmental studies by ErachBharucha, University Press.
10. Environmental pollution control engineering by C.S. Rao, New Age International (P) Limited Publishers.



Course Code	Course Name	Teaching Scheme (Contact Hours)			Credits Assigned			
		Theory	Pract.	Tut.	Theory	TW/Pract	Tut.	Total
FEL101	Basic Workshop Practice - I	--	04	--	--	02	--	02

Course Code	Course Name	Examination Scheme							
		Theory			End Sem Exam	Term Work	Pract	Oral	Total
		Internal Assessment							
		Test1	Test2	Av of Test 1 & 2					
FEL101	Basic Workshop Practice - I	--	--	--	--	50	--	--	50


	Detailed Contents	Hrs.
Note:	<p>The syllabus and the Term- work to be done during semester I and Semester II is given together. Individual Instructor for the course is to design the jobs for practice and demonstration and spread the work over entire two semesters. The objective is to impart training to help the students develop engineering skill sets. This exercise also aims in inculcating respect for physical work and hard labor in addition to some amount of value addition by getting exposed to interdisciplinary engineering domains.</p> <p>The two compulsory trades (Trade 1 – Fitting and Trade 2 – Carpentry) shall be offered in separate semesters.</p> <p>Select any four trade topics (two per semester) out of the topic at trade 3 to 11. Demonstrations and hands on experience to be provided during the periods allotted for the same. Report on the demonstration including suitable sketches is also to be included in the term – work</p>	
Trade 1	Fitting (compulsory) <ul style="list-style-type: none"> Use and setting of fitting tools for chipping, cutting, filing, marking, center punching, drilling, tapping. Term work to include one job involving following operations : filing to size, one simple male- female joint, drilling and tapping 	30
Trade 2	Carpentry (compulsory) <ul style="list-style-type: none"> Use and setting of hand tools like hacksaws, jack planes, chisels and gauges for construction of various joints, wood tuning and modern wood turning methods. Term work to include one carpentry job involving a joint and report on demonstration of a job involving wood turning 	30
Trade 3	Forging (Smithy) <ul style="list-style-type: none"> At least one workshop practice job (Lifting hook and handle) is to be demonstrated. 	15
Trade 4	Welding <ul style="list-style-type: none"> Edge preparation for welding jobs. Arc welding for different job like, Lap welding of two plates, butt welding of plates with simple cover, arc welding to join plates at right angles. 	15
Trade 5	Machine Shop <ul style="list-style-type: none"> At least one turning job is to be demonstrated. 	15
Trade 6	Electrical board wiring <ul style="list-style-type: none"> House wiring, staircase wiring, wiring diagram for fluorescent tube light, Godown wiring and three phase wiring for electrical motors. 	15
Trade 7	PCB Laboratory Exercises Layout drawing, Positive and negative film making, PCB etching and drilling, Tinning and soldering technique.	15
Trade 8	Sheet metal working and Brazing <ul style="list-style-type: none"> Use of sheet metal, working hand tools, cutting , bending , spot welding 	15

Trade 9	Plumbing <ul style="list-style-type: none"> Use of plumbing tools, spanners, wrenches, threading dies, demonstration of preparation of a domestic line involving fixing of a water tap and use of coupling, elbow, tee, and union etc. 	15
Trade 10	Masonry <ul style="list-style-type: none"> Use of masons tools like trowels, hammer, spirit level, square, plumb line and pins etc. demonstration of mortar making, single and one and half brick masonry , English and Flemish bonds, block masonry, pointing and plastering. 	15
Trade 11	Hardware and Networking: <ul style="list-style-type: none"> Dismantling of a Personal Computer (PC), Identification of Components of a PC such as power supply, motherboard, processor, hard disk, memory (RAM, ROM), CMOS battery, CD drive, monitor, keyboard, mouse, printer, scanner, pen drives, disk drives etc. Assembling of PC, Installation of Operating System (Any one) and Device drivers, Boot-up sequence. Installation of application software (at least one) Basic troubleshooting and maintenance Identification of network components: LAN card, wireless card, switch, hub, router, different types of network cables (straight cables, crossover cables, rollover cables) Basic networking and crimping. <p>NOTE: Hands on experience to be given in a group of not more than four students.</p>	15

Term work:

Term work shall consist of respective reports and jobs of the trades selected the distribution of marks for term work shall be as follows.

- 1 Laboratory work (Job and Journal) : 40 marks
- 2 Attendance (Practical and Theory) : 10 marks



Course Code	Course Name	Teaching Scheme (Contact Hours)			Credits Assigned			
		Theory	Pract.	Tut.	Theory	TW/Pract	Tut.	Total
FEC201	Applied Mathematics-II	04	--	01	04	--	01	05

Course Code	Course Name	Examination Scheme								
		Theory				End Sem Exam	Term Work	Pract	Oral	Total
		Internal Assessment			Av of Test 1 & 2					
		Test1	Test2							
FEC201	Applied Mathematics-II	20	20	20	80	25	--	--	125	

Objectives

- To provide students with sound foundation in applied mathematics to solve real life problems in industry.
- To provide hands on experience in using Scilab software to handle real life problems.

Outcomes: Learner will be able to...

- Apply the concepts of First Order and first degree Differential equation to the engineering problems.
- Apply the concepts of Higher Order Linear Differential equation to the engineering problems.
- Apply concepts of Beta and Gamma function to the engineering Problems.
- Apply SCILAB programming techniques to solve differential equation to model complex engineering activities.
- Apply concepts of Double integral of different coordinate systems to the engineering problems.
- Apply concepts of triple integral of different coordinate systems to the engineering problems.

Module	Detailed Contents	Hrs.
01	Differential Equations of First Order and First Degree 1.1 Exact differential Equations, Equations reducible to exact form by using integrating factors.	4
	1.2 Linear differential equations (Review), equation reducible to linear form, Bernoulli's equation.	3
	1.3: Simple application of differential equation of first order and first degree to electrical and Mechanical Engineering problem (no formulation of differential equation)	2
02	Linear Differential Equations With Constant Coefficients and Variable Coefficients Of Higher Order 2.1. Linear Differential Equation with constant coefficient- complementary function, particular integrals of differential equation of the type $f(D)y = X$ where X is e^{ax} , $\sin(ax+b)$, $\cos(ax+b)$, x^n , $e^{ax}V$, xV .	6
	2.2. Cauchy's homogeneous linear differential equation and Legendre's differential equation, Method of variation of parameters.	3
03	Numerical solution of ordinary differential equations of first order and first degree, Beta and Gamma Function 3.1. (a) Taylor's series method (b) Euler's method (c) Modified Euler method (d) Runge-Kutta fourth order formula (SciLab programming is to be taught during lecture hours)	4
	3.2. Beta and Gamma functions and its properties.	4
04	Differentiation under Integral sign, Numerical Integration and Rectification 4.1. Differentiation under integral sign with constant limits of integration.	2
	4.2. Numerical integration- by (a) Trapezoidal (b) Simpson's 1/3rd (c) Simpson's 3/8th rule (all with proof). (SciLab programming on (a) (b) (c) (d) is to be taught during lecture hours)	3
	4.3. Rectification of plane curves.	3

05	Double Integration 5.1. Double integration-definition, Evaluation of Double Integrals. 5.2. Change the order of integration, Evaluation of double integrals by changing the order of integration and changing to polar form.	2 7
06	Triple Integration and Applications of Multiple Integrals. 6.1. Triple integration definition and evaluation (Cartesian, cylindrical and spherical polar coordinates). 6.2. Application of double integrals to compute Area, Mass, Volume. Application of triple integral to compute volume.	3 6

Term Work:

General Instructions:

1. Batch wise tutorials are to be conducted. The number of students per batch should be as per University pattern for practical.
2. Students must be encouraged to write Scilab Programs in tutorial class only. Each Student to write atleast 4 Scilab tutorials (including print out) and at least 6 class tutorials on entire syllabus.
3. SciLab Tutorials will be based on (i) Curve Tracing (ii) Taylor's series method, Euler's method Modified Euler method, RungeKutta fourth order formula (iii) Ordinary Differential Equation and (iv) Trapezoidal Simpson's 1/3rd and Simpson's 3/8th rule.

The distribution of Term Work marks will be as follows -

Attendance (Theory and Tutorial): 05 marks
 Class Tutorials on entire Syllabus: 10 marks
 SciLab Tutorials : 10 marks

Assessment:

Internal Assessment Test:


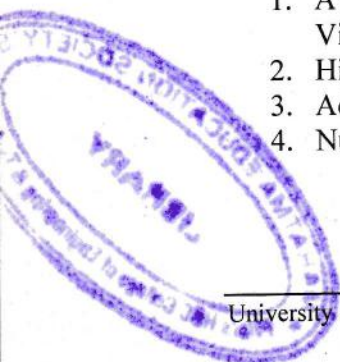
Assessment consists of two class tests of 20 marks each. The first class test is to be conducted when approx. 40% syllabus is completed and second class test when additional 35% syllabus is completed. Duration of each test shall be one hour.

End Semester Theory Examination:

1. Question paper will comprise of total 06 questions, each carrying 20 marks.
2. Total 04 questions need to be solved.
3. Question No: 01 will be compulsory and based on entire syllabus wherein sub-questions of 3 to 4 marks will be asked.
4. Remaining questions will be mixed in nature.(e.g. Suppose Q.2 has part (a) from module 3 then part (b) will be from any module other than module 3)
5. In question paper weightage of each module will be proportional to number of respective lecture hrs as mentioned in the syllabus.

References:

1. A text book of Applied Mathematics, P.N.Wartikar and J.N.Wartikar, Vol – I and –II by Pune VidyarthiGraha.
2. Higher Engineering Mathematics, Dr.B.S.Grewal, Khanna Publication
3. Advanced Engineering Mathematics, Erwin Kreyszig, Wiley Eastern Limited, 9thEd.
4. Numerical methods by Dr. P. Kandasamy ,S.Chand Publications



Course Code	Course Name	Teaching Scheme (Contact Hours)			Credits Assigned			
		Theory	Pract.	Tut.	Theory	TW/Pract	Tut.	Total
FEC202	Applied Physics – II	03	01	--	03	0.5	--	3.5

Course Code	Course Name	Examination Scheme								
		Theory				End Sem Exam	Term Work	Pract	Oral	Total
		Internal Assessment			Av of Test 1 & 2					
		Test1	Test2	Av of Test 1 & 2						
FEC202	Applied Physics – II	15	15	15	60	25	--	--	100	


Objectives

1. To impart knowledge of basic concepts in applied physics.
2. To provide the knowledge and methodology necessary for solving problems in the field of engineering.

Outcomes: Learner will be able to...

1. Comprehend principles of interference and diffraction.
2. Illustrate the principle, construction and working of various LASERS and its applications.
3. Identify various applications of optical fibres.
4. Comprehend the concepts of electrodynamics and Maxwell's equations and their use in telecommunication systems.
5. Apply the concepts of electromagnetism in focusing systems and CRO.
6. Comprehend the significance of nanoscience and nanotechnology, its applications.

Module	Detailed Contents	Hrs.
01	INTERFERENCE AND DIFFRACTION OF LIGHT Interference by division of amplitude and by division of wave front; Interference in thin film of constant thickness due to reflected and transmitted light; origin of colours in thin film; Wedge shaped film (angle of wedge and thickness measurement); Newton's rings Applications of interference - Determination of thickness of very thin wire or foil; determination of refractive index of liquid; wavelength of incident light; radius of curvature of lens; testing of surface flatness; Anti-reflecting films and Highly reflecting film. Diffraction of Light – Fraunhofer diffraction at single slit, Fraunhofer diffraction at double slit, Diffraction Grating, Resolving power of a grating, dispersive power of a grating Application of Diffraction - Determination of wavelength of light with a plane transmission grating	14
02	LASERS Quantum processes as absorption, spontaneous emission and stimulated emission; metastable states, population inversion, pumping, resonance cavity, Einstein's equations; Helium Neon laser; Nd:YAG laser; Semiconductor laser, Applications of laser- Holography (construction and reconstruction of holograms) and industrial applications (cutting, welding etc), Applications in medical field	04
03	FIBRE OPTICS Total internal reflection; Numerical Aperture; critical angle; angle of acceptance; V number; number of modes of propagation; types of optical fiber; Losses in optical fibre (Attenuation and dispersion) Applications of optical fibre - Fibre optic communication system; sensors (Pressure, temperature, smoke, water level), applications in medical field	



04	ELECTRODYNAMICS Cartesian, Cylindrical and Spherical Coordinate system, Scaler and Vector field, Physical significance of gradient, curl and divergence, Determination of Maxwell's four equations. Applications-design of antenna, wave guide, satellite communication etc.	08
05	CHARGE PARTICLE IN ELECTRIC AND MAGNETIC FIELDS Fundamentals of Electromagnetism, Motion of electron in electric field (parallel, perpendicular, with some angle); Motion of electron in magnetic field (Longitudinal and Transverse); Magnetic deflection; Motion of electron in crossed field; Velocity Selector; Velocity Filter, Electron refraction; Bethe's law; Electrostatic focusing; Magnetostatic focusing; Cathode ray tube (CRT); Cathod ray Oscilloscope (CRO) Application of CRO: Voltage (dc,ac), frequency, phase measurement.	05
06	NANOSCIENCE AND NANOTECHNOLOGY Introduction to nano-science and nanotechnology, Surface to volume ratio, Two main approaches in nanotechnology -Bottom up technique and top down technique; Important tools in nanotechnology such as Scanning Electron Microscope, Transmission Electron Microscope, Atomic Force Microscope. Nano materials: Methods to synthesize nanomaterials (Ball milling, Sputtering, Vapour deposition, solgel), properties and applications of nanomaterials.	04

Suggested Experiments: (Any five)

1. Determination of radius of curvature of a lens using Newton's ring set up
2. Determination of diameter of wire/hair or thickness of paper using Wedge shape film method.
3. Determination of wavelength using Diffraction grating. (Hg/ Ne source)
4. Determination of number of lines on the grating surface using LASER Source.
5. Determination of Numerical Aperture of an optical fibre.
6. Determination of wavelength using Diffraction grating. (Laser source)
7. Use of CRO for measurement of frequency and amplitude.
8. Use of CRO for measurement of phase angle.
9. Study of divergence of laser beam
10. Determination of width of a slit using single slit diffraction experiment (laser source)

The distribution of Term Work marks will be as follows –

- | | |
|--|------------|
| 4. Attendance (Theory and Practical) | : 05 marks |
| 5. Assignments | : 10 marks |
| 6. Laboratory work (Experiments and Journal) | : 10 marks |



Assessment:

Internal Assessment Test:

Assessment consists of two class tests of 15 marks each. The first class test is to be conducted when approx. 40% syllabus is completed and second class test when additional 35% syllabus is completed. Duration of each test shall be one hour.

End Semester Theory Examination:

1. Question paper will comprise of total 06 questions, each carrying 15 marks.
2. Total 04 questions need to be solved.
3. Question No: 01 will be compulsory and based on entire syllabus wherein sub-questions of 2 to 3marks will be asked.
4. Remaining questions will be mixed in nature.(e.g. Suppose Q.2 has part (a) from module 3 then part (b) will be from any module other than module 3)
5. In question paper weightage of each module will be proportional to number of respective lecture hrs as mentioned in the syllabus.

References:

1. A text book of Engineering Physics-Avadhanulu&Kshirsagar, S.Chand
2. Fundamentals of Optics by Jenkins and White, McGraw-Hill
3. Optics - Ajay Ghatak, Tata McGraw Hill
4. Concepts of Modern Physics- ArtherBeiser, Tata Mcgraw Hill
5. A textbook of Optics - N. Subramanyam and Brijlal, S.Chand
6. Engineering Physics-D. K. Bhattacharya, Oxford
7. Concepts of Modern Physics- ArtherBeiser, Tata Mcgraw Hill
8. Classical Electrodynamics – J. D. Jackson, Wiley
9. Introduction to Electrodynamics- D. J. Griffiths, Pearson publication
10. Introduction to Nanotechnology- Charles P. Poole, Jr., Frank J. Owens, Wiley India edition
11. Nano: The Essential – T. Pradeep, McGraw-Hill Education



Course Code	Course Name	Teaching Scheme (Contact Hours)			Credits Assigned			
		Theory	Pract.	Tut.	Theory	TW/Pract	Tut.	Total
FEC203	Applied Chemistry – II	03	01	--	03	0.5	--	3.5

Course Code	Course Name	Examination Scheme								
		Theory				End Sem Exam	Term Work	Pract	Oral	Total
		Internal Assessment			Av of Test 1 & 2					
Test1	Test2									
FEC203	Applied Chemistry – II	15	15	15	60	25	--	--	100	

Objectives

1. To provide necessary background in applied chemistry relevant to chemical industries.
2. To provide exposure in conducting experiments and interpret and report the results in professional format.

Outcomes: Learner will be able to...

1. Identify types of corrosion and factors affecting it related to problems affecting all industries.
2. Identify different types of corrosion control methods to study corrosion control in various industries.
3. Apply the knowledge of different types of fuels, including their production and refining methods and combustion mechanisms.
4. Illustrate composition and properties of different types of alloys and the process of powder metallurgy
5. Illustrate principles of green chemistry.
6. Illustrate properties and applications of different types of composite materials.

Module	Detailed Contents	Hrs.
01	<p>Corrosion: Introduction: Types of Corrosion- (I) Dry or Chemical Corrosion-i) Due to oxygen ii) Due to other gases (II) Wet or Electrochemical corrosion- Mechanism i) Evolution of hydrogen type ii) Absorption of oxygen. Types of Electrochemical Corrosion- Galvanic cell corrosion, Concentration cell corrosion (differential aeration), Pitting corrosion, Intergranular corrosion, Stress corrosion. Factors affecting the rate of corrosion- Nature of metal, position of metal in galvanic series, potential difference, overvoltage, relative area of anodic and cathodic parts, purity of metal, nature of the corrosion product, temperature, moisture, influence of pH, concentration of the electrolytes. Methods to decrease the rate of corrosion- Material selection, Proper designing, Use of inhibitors, Cathodic protection- i) Sacrificial anodic protection ii) Impressed current method, Anodic protection method, Metallic coatings- hot dipping- galvanizing and tinning, metal cladding, metal spraying, Electroplating, Cementation. Organic coatings – Paints (only constituents and their functions).</p>	11
02	<p>Alloys Introduction, purpose of making alloys, Ferrous alloys, plain carbon steel, heat resisting steels, stainless steels (corrosion resistant steels), effect of the alloying element- Ni, Cr, Co, Mn, Mo, W and V; Non-Ferrous alloys- Composition, properties and uses of- Alloys of Aluminium- i) Duralumin ii) Magnalium. Alloys of Cu- (I) Brasses-i) Commercial brass ii) German silver, (II) Bronzes- i) Gun metal ii) High phosphorous bronze. Alloys of Pb- i) Wood's metal ii)</p>	07

	<p>Tinmann's solder. Powder Metallurgy- Introduction, (1)Methods of powder metal formation- i) Mechanical pulverization ii) Atomization iii) Chemical reduction iv) Electrolytic process v) Decomposition (2) Mixing and blending. (3) Sintering (4) Compacting- i) Cold pressing ii) Powder injection moulding (iii) Hot compaction. Applications of powder metallurgy.</p> <p>Shape Memory Alloys- Definition, properties and Uses.</p>	
03	<p>Fuels Definition, classification of fuels-solid, liquid and gaseous. Calorific value- Definition, Gross or Higher calorific value & Net or lower calorific value, units of heat (no conversions), Dulong's formula & numerical for calculations of Gross and Net calorific values. Characteristics of a good fuel. Solid fuels- Analysis of coal- Proximate and Ultimate Analysis with Significance and numericals. Liquid fuels- Crude petroleum oil, its composition and classification and mining (in brief). Refining of crude oil- i) Separation of water ii) Separation of 'S' & iii) Fractional Distillation with diagram and composition and uses table. Cracking- Definition, Types of cracking- I) Thermal cracking – (i) Liquid phase thermal cracking (ii) Vapour phase thermal cracking. II) Catalytic cracking- (i) Fixed-bed catalytic cracking (ii) Moving-bed catalytic cracking. Advantages of Catalytic cracking. Petrol- Refining of petrol, unleaded petrol (use of MTBE), Catalytic converter, Power alcohol, Knocking, Octane number, Cetane number, Antiknocking agents. Combustion- Calculations for requirement of only oxygen and air (by weight and by volume only) for given solid & gaseous fuels. Biodiesel- Method to obtain Biodiesel from vegetable oils (Trans-esterification), advantage and disadvantages of biodiesel. Fuel cell- Definition, types and applications.</p>	12
04	<p>Composite Materials Introduction, Constitution- i) Matrix phase ii) Dispersed phase. Characteristic properties of composite materials. Classification- (A) Particle - reinforced composites- i) Large – particle reinforced composites ii) Dispersion – strengthened composites. (B) Fiber – reinforced composites- i) Continuous – aligned ii) Discontinuous – aligned (short)- (a) aligned (b) randomly oriented (C) Structural Composites- i) Laminates (ii) Sandwich Panels.</p>	04
05	<p>Green Chemistry Introduction, Twelve Principles of Green chemistry, numerical on atom economy, Conventional and green synthesis of Adipic acid, Indigo, Ibuprofen and Carbaryl. Green solvents (water, supercritical CO₂) and products from natural materials.</p>	06

Suggested Experiments: (Any five)

1. Estimation of Zn- Complexometric titration.
2. Estimation of Ni- Complexometric titration.
3. Estimation of Al- Complexometric titration.
4. Flue gas analysis using Orsat's apparatus.
5. Estimation of Fe from plain carbon steel
6. Estimation of Ni by gravimetric method.
7. Estimation of Sn iodometrically.
8. Preparation of Biodiesel from edible oil.
9. Estimation of Cu- Iodometrically.
10. Estimation of percentage moisture in coal.
11. Estimation of percentage ash in coal.
12. To estimate the emf of Cu-Zn system by potentiometry.
13. Demonstration of Electroplating.



Term work

Term Work shall consist of minimum five experiments. The distribution of marks for term work shall be as follows:

1. Attendance (Practical and Theory) : 05 marks
2. Laboratory Work (Experiments and journal) : 10 marks
3. Assignments and Viva on practicals : 10 marks

Assessment:

Internal Assessment Test:


Assessment consists of two class tests of 15 marks each. The first class test is to be conducted when approx. 40% syllabus is completed and second class test when additional 35% syllabus is completed. Duration of each test shall be one hour.

End Semester Theory Examination:

1. Question paper will comprise of total 06 questions, each carrying 15 marks.
2. Total 04 questions need to be solved.
3. Question No: 01 will be compulsory and based on entire syllabus wherein sub-questions of 3 marks will be asked.
4. Remaining questions will be mixed in nature.(e.g. Suppose Q.2 has part (a) from module 3 then part (b) will be from any module other than module 3)
5. In question paper weightage of each module will be proportional to number of respective lecture hrs as mentioned in the syllabus.

References:

1. Engineering Chemistry - Jain &Jain (DhanpatRai)
2. Engineering Chemistry – Dara & Dara (S Chand)
3. Engineering Chemistry - Wiley India (ISBN – 9788126519880)
4. A Text Book of Engineering Chemistry - ShashiChawla (DhanpatRai)
5. A Text Book of Green Chemistry – V.K. Ahluwalia (Springer)



Course Code	Course Name	Teaching Scheme (Contact Hours)			Credits Assigned			
		Theory	Pract.	Tut.	Theory	TW/Pract	Tut.	Total
FEC204	Engineering Drawing	03	04	--	03	02	--	05


Course Code	Course Name	Examination Scheme								
		Theory				End Sem Exam	Term Work	Pract	Oral	Total
		Internal Assessment			Av of Test 1 & 2					
		Test1	Test2							
FEC204	Engineering Drawing	15	15	15	60	25	50	--	150	

Objectives

1. To impart and inculcate proper understanding of the theory of projection.
2. To impart the knowledge of reading a drawing.
3. To improve the visualization skill.
4. To teach basic utility of computer aided drafting (CAD) tool.

Outcomes: Learner will be able to...

1. Apply the basic principles of projections in 2D drawings.
2. Apply the basic principles of projections in converting 3D view to 2D drawing.
3. Read a given drawing.
4. Visualize an object from the given two views.
5. Use CAD tool to draw different views of a 3D object.
6. Use CAD tool to draw an object in 3D.



Module	Detailed Contents	Hrs.
01	<p>Introduction to Engineering Drawing:- Types of Lines, Dimensioning Systems as per IS conventions.</p> <p>Engineering Curves:- Basic construction of Cycloid, Involute and Helix (of cylinder) only.</p> <p>** Introduction to Auto CAD:- Basic Drawing and Editing Commands. Knowledge of setting up layers, Dimensioning, Hatching, plotting and Printing.</p>	3
02	<p>Projection of Points and Lines:- Lines inclined to both the Reference Planes (Excluding Traces of lines) and simple application based problems on Projection of lines.</p> <p>@Projection of Planes:- Triangular, Square, Rectangular, Pentagonal, Hexagonal and Circular planes inclined to either HP or VP only. (Exclude composite planes)</p>	6
03	<p>Projection of Solids:- (Prism, Pyramid, Cylinder, Tetrahedron, Hexahedron and Cone only) Solid projection with the axis inclined to HP and VP. (Exclude Spheres, Composite, Hollow solids and frustum of solids). Use change of position or Auxiliary plane method</p> <p>Section of Solids:- Section of Prism, Pyramid, Cylinder, Tetrahedron, Hexahedron & Cone cut by plane perpendicular to at least one reference plane. (Exclude Curved Section Plane). Use change of position or Auxiliary plane method</p> <p>Development of Lateral Surfaces of Sectioned Solids:- Lateral surface development of Prism, Pyramid, Tetrahedron, Hexahedron, Cylinder, Cone with section plane inclined to HP or VP only. (Exclude DLS of a solid with a hole in it and Reverse Development). (Exclude Reverse Development)</p>	14
04	<p>Orthographic and Sectional Orthographic Projections:-</p> <ul style="list-style-type: none"> • Different views of a simple machine part as per the first angle projection method recommended by I.S. • Full or Half Sectional views of the Simple Machine parts. • **Drawing of orthographic projections using Auto CAD. 	12

05	<p>Isometric Views:- Isometric View/Drawing of blocks of plain and cylindrical surfaces using plain/natural scale only. (Exclude Spherical surfaces).</p> <ul style="list-style-type: none"> • **Drawing of Isometric views using Auto CAD. • @Reading of Orthographic Projections. [Only for Practical Exam (AutoCAD) and Term Work] • **Orthographic Reading using Auto CAD. <p>**Introduction to 3D in AutoCAD Working in 3-dimensions, Viewing 3D Objects, Basic wireframe models, Extruding, simple revolved objects. Boolean operations.</p>	10
----	--	----

****Should be covered during Auto CAD practical sessions.**

@ Should be covered only in Term work. (i.e. Questions will not be asked for the End semester Examination).

TERM WORK:

Component – 1

Drawing Sheet – 1: Projection of Solids (3 Problems)

Drawing Sheet – 2: Section of Solids and Development of lateral surfaces (2 Problems)

Drawing Sheet – 3: Orthographic Projection without section (2 Problems)

Drawing Sheet – 4: Orthographic Projection with section (2 Problems)

Drawing Sheet – 5: Isometric Views (3 Problems)

Component -2

One A-3 size sketch book consisting of:-

- 1) Two problems each from Engineering Curves, Projection of Lines, Planes and Solids.
One problem from Section of solids without DLS and one problem from section of solids with DLS of that sectioned Solid.
- 2) Two problems from Orthographic Projections (with Section), One problem on Reading of Orthographic projections and Two problems on Isometric views.

Component-3

Printouts (**preferably on A3 size sheet**) of each from:

1. Orthographic Projections with Section – 3 problems.
2. Isometric Views – 4 problems
3. Reading of Orthographic Projections – 1 problem.

Note:- 2 hrs /week Auto CAD Practical is essential for completing the Auto CAD Drawings and take required printouts.

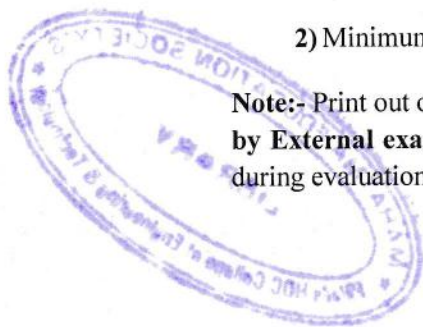
AUTO CAD PRACTICAL EXAMINATION: (2hrs – 50 marks):

- 1) Minimum 1 problem from **1 OR 3** of **Component-3 for 30 marks.**
(All three views with at least 12 dimensions must be asked in the exam)

AND

- 2) Minimum 1 problem from **2** of **Component-3 for 20 marks.**

Note:- Print out of the Answers have to be taken **preferably in A3 size sheets** and should be **Assessed by External examiner only.** Knowledge of concepts and accuracy of drawing should be considered during evaluation.



INTERNAL ASSESSMENT TEST: (1 hr - 15 marks)

Out of the two tests, one test must be conducted by **conventional way** and another test must be **Practical Exam** (using AutoCAD software). Average of the two tests must be considered for Internal Assessment.

END SEMESTER EXAMINATION: (3 hrs – 60 marks)


- 1) Question paper will comprise of 6 questions, each carrying 15 marks.
- 2) Any 4 questions need to be solved. **There won't be any compulsory Question.**
- 3) Marks of each topic should be proportional to number of hours assigned to each Module.

Text Books.

- 1 N.D. Bhatt, "Engineering Drawing (Plane and solid geometry)", Charotar Publishing House Pvt. Ltd.
- 2 N.D. Bhatt & V.M. Panchal, "Machine Drawing", Charotar Publishing House Pvt. Ltd.

References.

- 1 M.B Shah & B.C Rana, "Engineering Drawing", Pearson Publications.
- 2 P.J. Shah, "Engineering Graphics", S Chand Publications.
- 3 Dhananjay A Jolhe, "Engineering Drawing" Tata McGraw Hill.
- 4 Prof. Sham Tickoo (Purdue University) & Gaurav Verma, "(CAD Soft Technologies) : Auto CAD 2012 (For engineers and Designers)", Dreamtech Press NewDelhi.



Course Code	Course Name	Teaching Scheme (Contact Hours)			Credits Assigned			
		Theory	Pract.	Tut.	Theory	TW/Pract	Tut.	Total
FEC205	Structured Programming Approach	04	02	--	04	01	--	05

Course Code	Course Name	Examination Scheme								
		Theory				End Sem Exam	Term Work	Pract	Oral	Total
		Internal Assessment			Av of Test 1 & 2					
		Test1	Test2	Av of Test 1 & 2						
FEC205	Structured Programming Approach	20	20	20	80	25	25	--	150	


Objectives

1. To familiarise the logic of structured programming approach.
2. To provide exposure in developing algorithm, flowchart and thereby writing efficient codes for user defined problem.

Outcomes: Learner will be able to...

1. Illustrate the basic terminology used in computer programming.
2. Illustrate the concept of data types, variables and operators using C.
3. Design and Implement control statements and looping constructs in C.
4. Apply function concept on problem statements.
5. Demonstrate the use of arrays, strings, structures and files handling in C.
6. Demonstrate the dynamics of memory by the use of pointers to construct various data structures.

Module	Topic	Detailed Contents	Hrs.
01	Introduction to Computer, Algorithm And Flowchart	1.1 Basics of Computer: Turing Model, Von Neumann Model, Basics of Positional Number System, Introduction to Operating System and component of an Operating System. 1.2 Algorithm & Flowchart : Three construct of Algorithm and flowchart: Sequence, Decision (Selection) and Repetition	06
02	Fundamentals of C-Programming	2.1 Character Set, Identifiers and keywords, Data types, Constants, Variables. 2.2 Operators -Arithmetic, Relational and logical, Assignment, Unary, Conditional, Bitwise, Comma, other operators. Expression, statements, Library Functions, Preprocessor. 2.3 Data Input and Output – getchar(), putchar(), scanf(), printf(), gets(), puts(), Structure of C program .	06
03	Control Structures	3.1 Branching - If statement, If-else Statement, Multiway decision. 3.2 Looping – while , do-while, for 3.3 Nested control structure - Switch statement, Continue statement Break statement, Goto statement.	12
04	Functions and Parameter	4.1 Function -Introduction of Function, Function Main, Defining a Function, Accessing a Function, Function Prototype, Passing Arguments to a Function, Recursion. 4.2 Storage Classes –Auto , Extern , Static, Register	06



05	Arrays , String Structure and Union	5.1 Array -Concepts, Declaration, Definition, Accessing array element, One-dimensional and Multidimensional array. 5.2 String - Basic of String, Array of String , Functions in String.h 5.3 Structure - Declaration, Initialization, structure within structure, Operation on structures, Array of Structure. 5.4 Union - Definition , Difference between structure and union , Operations on a union	14
06	Pointer and Files	6.1 Pointer :Introduction, Definition and uses of Pointers, Address Operator, Pointer Variables, Dereferencing Pointer, Void Pointer, Pointer Arithmetic, Pointers to Pointers, Pointers and Array, Passing Arrays to Function, Pointers and Function, Pointers and two dimensional Array, Array of Pointers, Dynamic Memory Allocation. 6.2 Files : Types of File, File operation- Opening, Closing, Creating, Reading, Processing File.	08

Laboratory Assignments:

1. Students are expected to solve and execute at least 20 programming problems based on above Syllabus.
2. Journal work should comprise of writing the problem definition, solution of problem either as algorithm and flow chart and source code in C (Advisable hand written) for all the 20 problems.

Assessment:

Internal Assessment Test:

Assessment consists of two class tests of 20 marks each. The first class test is to be conducted when approx. 40% syllabus is completed and second class test when additional 35% syllabus is completed. Duration of each test shall be one hour.

End Semester Theory Examination:


1. Question paper will comprise of total 06 questions, each carrying 20 marks.
2. Total 04 questions need to be solved.
3. Question No: 01 will be compulsory and based on entire syllabus wherein sub-questions of 3 to 5 marks will be asked.
4. Remaining questions will be mixed in nature.(e.g. Suppose Q.2 has part (a) from module 3 then part (b) will be from any module other than module 3)
5. In question paper weightage of each module will be proportional to number of respective lecture hrs as mentioned in the syllabus.

Text Books:

- 1 "MASTERING C" by K.R.Venugopal and SudeepR.Prasad , Tata McGraw-Hill Publications.
- 2 "A Computer Science –Structure Programming Approaches using C ", by BehrouzForouzan , Cengage Learning .
- 3 Schaum's outlines "Programming with C", by Byron S. Gottfried, Tata McGraw-Hill Publications.

Reference Books:

- 1 "Basics of Computer Science", by BehrouzForouzan , Cengage Learning .
- 2 "Programming Techniques through C", by M. G. Venkateshmurthy, Pearson Publication.
- 3 "Programming in ANSI C", by E. Balaguruswamy, Tata McGraw-Hill Education.
- 4 "Programming in C", by Pradeep Day and Manas Gosh, Oxford University Press.
- 5 "Let Us C", by YashwantKanetkar, BPB Publication.



Course Code	Course Name	Teaching Scheme (Contact Hours)			Credits Assigned			
		Theory	Pract.	Tut.	Theory	TW/Pract	Tut.	Total
FEC206	Communication Skills	02	02	--	02	01	--	03

Course Code	Course Name	Examination Scheme								
		Theory				End Sem Exam	Term Work	Pract	Oral	Total
		Internal Assessment			Av of Test 1 & 2					
		Test1	Test2	Av of Test 1 & 2						
FEC206	Communication Skills	10	10	10	40	25	--	--	75	


Objectives

1. To acquaint the students with appropriate language skills with the purpose of improving the existing ones – LSRW
2. To make the learners understand the importance and effective use of non-verbal communication
3. To make the learner proficient in public speaking and presentation skills
4. To guide and teach the students to utilize the principles of professional business and technical writing for effective communication in the global world
5. To make the learner capable of creating official content digitally for further communication in the corporate environment

Outcomes: Learner will be able to...

1. Understand and evaluate information they listen to and express their ideas with greater clarity
2. Speak and respond effectively along the various channels of communication in a business organization
3. Speak convincingly before an audience with the help of an expanded vocabulary and enhanced digital content
4. Read and summarize effectively
5. Communicate through result oriented writing both within and outside the organization.
6. Write a set of effective and easy to understand technical description, instructions and convey the same using global information technology

Module	Detailed Contents	Hrs.
01	Communication Theory: Concept and Meaning, Communication cycle, Objectives, Barriers to communication (linguistic and semantic, psychological, physical, mechanical, cultural), Methods of communication (verbal and non-verbal), Networks of communication (formal and informal), Language skills (listening, speaking, reading, writing), Corporate communication: Digital Content Creation.	13
02	Business Correspondence: Principles of Business Correspondence, Parts of a business letter, Formats (Complete block and Modified block), Types of letters: Enquiry, Reply to enquiry, Claim, Adjustment and Sales letter.	05
03	Grammar and Vocabulary: Common errors, Concord (subject- verb agreement), Pairs of confused words, Lexicon (Enriching vocabulary through one-word substitutes, synonyms, antonyms, etc.)	02



04	Summarization and Comprehension: Passages to test the analytical skills and expression	02
05	Technical writing : Techniques to define an object, writing instructions, language exercises based on types of expositions (description of an object, explanation of a process)	02
06	Information Communication Technology (ICT) enabled communication media: E-mail, Blog and Website.	02

The distribution of Term Work marks will be as follows -

Attendance : 05 marks
Assignments : 20 marks

List of assignments:

1. Communication theory: 02
2. Business Correspondence: 02
3. Grammar and vocabulary: 01
4. Summarization & Comprehension: 01
5. Technical writing: 01
6. ICT enabled communication media: 01

Assessment:

Internal Assessment Test:


Assessment consists of two class tests of 10 marks each. The first test should be conducted in the form of a three-minute public speech. The second test should be based on theory and application exercises as mentioned in the syllabus.

End Semester Theory Examination:

1. Question paper will comprise of total 06 questions, each carrying 10 marks.
2. Total 04 questions need to be solved.
3. Question No: 01 will be compulsory and based on entire syllabus wherein sub-questions of 3 to 5 marks will be asked.
4. Remaining questions will be mixed in nature.(e.g. Suppose Q.2 has part (a) from module 3 then part (b) will be from any module other than module 3)
5. In question paper weightage of each module will be proportional to number of respective lecture hrs as mentioned in the syllabus.
6. The first module (Communication Theory) will carry 40 % weightage.

References:

1. Communication in Organizations by Dalmar Fisher, Jaico Publishing House
2. Communication Skills by Meenakshi Raman & Sangeeta Sharma,
3. Oxford University Press.
4. Business Correspondence & Report-writing by R.C. Sharma & Krishna Mohan, Tata McGraw-Hill Education.
5. Effective Technical Communication by Ashraf Rizvi, Tata McGraw-Hill.
6. Technical Writing & Professional Communication for non-native speakers of English by Thomas N. Huckin & Leslie A. Olsen, McGraw –Hill.
7. Mastering Communication by Nicky Stanton, Palgrave Master Series
8. www.buisnesscommunicationskills.com
9. www.kcitraing.com
10. www.mindtools.com
11. Journal of Business Communication



Course Code	Course Name	Teaching Scheme (Contact Hours)			Credits Assigned			
		Theory	Pract.	Tut.	Theory	TW/Pract	Tut.	Total
FEL201	Basic Workshop Practice - II	--	04	--	--	02	--	02

Course Code	Course Name	Examination Scheme								
		Theory				End Sem Exam	Term Work	Pract	Oral	Total
		Internal Assessment			Av of Test 1 & 2					
		Test1	Test2							
FEL201	Basic Workshop Practice - II	--	--	--	--	50	--	--	50	

Detailed Syllabus is given in Basic Workshop Practice-I

Term work:

Term work shall consist of respective reports and jobs of the trades selected the distribution of marks for term work shall be as follows:

Laboratory work (Job and Journal) : 40 marks

Attendance (Practical and Theory) : 10 marks

The final certification and acceptance of term – work ensures the satisfactory performance of laboratory work.

